

E C M A

EUROPEAN COMPUTER MANUFACTURERS ASSOCIATION

STANDARD ECMA-193

PRIVATE TELECOMMUNICATION NETWORKS (PTN)

-

**SPECIFICATION, FUNCTIONAL MODEL AND
INFORMATION FLOWS**

-

**DO NOT DISTURB AND DO NOT DISTURB
OVERRIDE SUPPLEMENTARY SERVICES**

(DND(O)SD)

June 1993

Brief History

This Standard is one of a series of ECMA standards defining services and signalling protocols applicable to Private Telecommunication Networks (PTNs). The series uses the ISDN concepts as developed by the ITU-TS and is also within the framework of standards for open systems interconnection as defined by ISO. It has been produced under ETSI IMCC work item DE/ECMA-0013, with the intention of submission to ETSI as a proposed ETS.

This Standard specifies the Do Not Disturb and Do Not Disturb Override supplementary services.

The Standard is based upon the practical experience of ECMA member companies and the results of their active and continuous participation in the work of ISO/IEC JTC1, ITU-TS, ETSI and other international and national standardization bodies. It represents a pragmatic and widely based consensus.

There are currently no equivalent services specified by the ITU-TS or ETSI for public ISDNs.

This ECMA Standard has been contributed to ETSI for adoption as an ETS.

Table of contents

	Page	
1	Scope	1
2	Conformance	1
3	References	1
4	Definitions	2
4.1	External definitions	2
4.2	Additional network feature	3
4.3	Call, Basic call	3
4.4	Consultation timer	3
4.5	Originating number	3
4.6	Originating subaddress	3
4.7	Path retention	3
4.8	Served user	3
5	List of acronyms	3
6	SS-DND stage 1 specification	4
6.1	Description	4
6.1.1	General description	4
6.1.2	Qualifications on applicability to telecommunications services	4
6.2	Procedures	4
6.2.1	Provision/withdrawal	4
6.2.2	Normal procedures	5
6.2.3	Exceptional procedures	7
6.3	Interactions with other supplementary services and ANFs	7
6.3.1	Calling Line Identification Presentation (SS-CLIP)	7
6.3.2	Connected Line Identification Presentation (SS-COLP)	7
6.3.3	Calling/Connected Line Identification Restriction (SS-CLIR)	7
6.3.4	Calling Name Identification Presentation (SS-CNIP)	7
6.3.5	Connected Name Identification Presentation (SS-CONP)	7
6.3.6	Calling/Connected Name Identification Restriction (SS-CNIR)	7
6.3.7	Call Forwarding Unconditional (SS-CFU)	7
6.3.8	Call Forwarding Busy (SS-CFB)	7
6.3.9	Call Forwarding No Reply (SS-CFNR)	8
6.3.10	Do Not Disturb Override (SS-DNDO)	8
6.3.11	Call Completion to Busy Subscriber (SS-CCBS)	8
6.3.12	Call Completion on No Reply (SS-CCNR)	8
6.3.13	Call Offer (SS-CO)	8
6.3.14	Call Transfer (SS-CT)	8
6.3.15	Path Replacement (ANF-PR)	8
6.4	Interworking considerations	9
6.5	Overall SDL	9

7	SS-DNDO stage 1 specification	12
7.1	Description	12
7.1.1	General description	12
7.1.2	Qualifications on applicability to telecommunications services	12
7.2	Procedures	12
7.2.1	Provision/withdrawal	12
7.2.2	Normal procedures	12
7.2.3	Exceptional procedures	13
7.3	Interactions with other supplementary services and ANFs	13
7.3.1	Calling Line Identification Presentation (SS-CLIP)	13
7.3.2	Connected Line Identification Presentation (SS-COLP)	13
7.3.3	Calling/Connected Line Identification Restriction (SS-CLIR)	13
7.3.4	Calling Name Identification Presentation (SS-CNIP)	13
7.3.5	Connected Name Identification Presentation (SS-CONP)	13
7.3.6	Calling/Connected Name Identification Restriction (SS-CNIR)	13
7.3.7	Call Forwarding Unconditional (SS-CFU)	13
7.3.8	Call Forwarding Busy (SS-CFB)	13
7.3.9	Call Forwarding No Reply (SS-CFNR)	14
7.3.10	Do Not Disturb (SS-DND)	14
7.3.11	Call Completion to Busy Subscriber (SS-CCBS)	14
7.3.12	Call Completion on No Reply (SS-CCNR)	14
7.3.13	Call Offer (SS-CO)	14
7.3.14	Call Transfer (SS-CT)	14
7.3.15	Path Replacement (ANF-PR)	14
7.4	Interworking considerations	14
7.5	Overall SDL	15
8	SS-DND stage 2 specification	19
8.1	Functional model	19
8.1.1	Functional model description	19
8.1.2	Description of Functional Entities	19
8.1.3	Relationship of functional model to Basic Call functional model	20
8.2	Information flows	21
8.2.1	Definition of information flows	21
8.2.2	Relationship of information flows to Basic Call information flows	26
8.2.3	Information flow sequences	27
8.3	Functional Entity actions	32
8.3.1	Functional Entity actions of FE1	32
8.3.2	Functional Entity actions of FE2	32
8.3.3	Functional Entity actions of FE3	32
8.3.4	Functional Entity actions of FE4	32
8.3.5	Functional Entity actions of FE5	32
8.3.6	Functional Entity actions of FE6	33
8.4	Functional Entity behaviour	33
8.4.1	Behaviour of FE1	33
8.4.2	Behaviour of FE2	34
8.4.3	Behaviour of FE3	35
8.4.4	Behaviour of FE4	37
8.4.5	Behaviour of FE5	38
8.4.6	Behaviour of FE6	39

8.5	Allocation of Functional Entities to physical equipment	40
8.6	Interworking considerations	40
9	SS-DNDO stage 2 specification	41
9.1	Functional model	41
9.1.1	Functional model description	41
9.1.2	Description of Functional Entities	42
9.1.3	Relationship of functional model to Basic Call functional model	42
9.2	Information flows	43
9.2.1	Definition of information flows	43
9.2.2	Relationship of information flows to Basic Call information flows	44
9.2.3	Information flow sequences	45
9.3	Functional Entity actions	58
9.3.1	Functional Entity actions of FE1	58
9.3.2	Functional Entity actions of FE2	58
9.3.3	Functional Entity actions of FE3	59
9.4	Functional Entity behaviour	60
9.4.1	Behaviour of FE1	60
9.4.2	Behaviour of FE2	60
9.4.3	Behaviour of FE3	69
9.5	Allocation of Functional Entities to physical equipment	71
9.6	Interworking considerations	71

1 Scope

This Standard specifies the Supplementary Services Do Not Disturb (SS-DND) and Do Not Disturb Override (SS-DNDO), which are applicable to basic services supported by Private Telecommunication Networks (PTNs). Basic services are specified in Standard ECMA-142.

SS-DND is a supplementary service which enables a served user to cause the PTN to reject any calls, or just those associated with a specified basic service, addressed to the served user's PTN number. The calling user is given an appropriate indication. Incoming calls are rejected as long as the service is active. The served user's outgoing service is unaffected.

SS-DNDO is a supplementary service which enables a served user to override SS-DND at a called user; that is, to allow the call to proceed as if the called user had not activated SS-DND.

SS-DND and SS-DNDO are described separately because SS-DND is a service used by a called user, and SS-DNDO is a service used by a calling user. This leads to describing two very related state machines.

NOTE 1

It is possible to implement SS-DND without implementing SS-DNDO.

Service specifications are produced in three stages, according to the method described in ENV 41005. This Standard contains the stage 1 and stage 2 specifications of SS-DND and SS-DNDO. The stage 1 specifications (clauses 6 and 7) specify the supplementary services as seen by the users of the PTNs. The stage 2 specifications (clauses 8 and 9) identify the functional entities involved in the supplementary services and the information flows between them.

The purpose of the stage 1 and stage 2 specifications is to guide and constrain the work on signalling protocols at stage 3. Stage 3, the definitions of the network and access layer 3 signalling protocols to support the supplementary services, are defined in separate standards.

2 Conformance

In order to conform to this Standard, a stage 3 standard shall specify signalling protocols and equipment behaviour that are capable of being used in a PTN which supports the supplementary service specified in this Standard. This means that, to claim conformance, a stage 3 standard is required to be adequate for the support of those aspects of clauses 6-9 which are relevant to the interface or equipment to which the stage 3 standard applies.

3 References

- | | |
|----------|--|
| ECMA-142 | Specification, Functional Model and Information Flows for Control Aspects of Circuit Mode Basic Services in Private Telecommunication Networks (BCSD) (1990) |
| ECMA-148 | Private Telecommunication Networks (PTN) - Specification, Functional Model and Information Flows - Identification Supplementary Services (ISSD) (1993) |
| ECMA-155 | Addressing in Private Telecommunication Networks (PTNA) (1991) |
| ECMA-163 | Private Telecommunication Networks (PTN) - Specification, Functional Model and Information Flows - Name Identification Supplementary Services (NISD) (1992) |
| ECMA-173 | Private Telecommunication Networks (PTN) - Specification, Functional Model and Information Flows - Diversion Supplementary Services (CFSD) (1992) |
| ECMA-175 | Private Telecommunication Networks (PTN) - Specification, Functional Model and Information Flows - Path Replacement Additional Network Feature (PRSD) (1992) |
| ECMA-177 | Private Telecommunication Networks (PTN) - Specification, Functional Model and Information Flows - Call Transfer Supplementary Service (CTSD) (1992) |
| ECMA-185 | Private Telecommunication Networks (PTN) - Specification, Functional Model and Information Flows - Call Completion Supplementary Services (CCSD) (1992) |
| ECMA-191 | Private Telecommunication Networks (PTN) - Specification, Functional Model and Information Flows - Call Offer Supplementary Service (COSD) (1993) |

ENV 41005	Method for the specification of basic and supplementary services of private telecommunication networks (1989)
ENV 41007	Definition of terms in private telecommunication networks (1989)
CCITT Rec. I.112	Vocabulary of terms for ISDNs (1988)
CCITT Rec. I.210	Principles of telecommunication services supported by an ISDN and the means to describe them (1988)
CCITT Rec. Z.100	Specification and description language (1988)

4 Definitions

For the purpose of this Standard the following definitions apply.

4.1 External definitions

This Standard uses the following terms defined in other documents:

- Basic Service	(CCITT Rec. I.210)
- Calling party name	(ECMA-163)
- Connection	(CCITT Rec. I.112)
- Name	(ECMA-163)
- Number	(ECMA-155)
- Private	(ENV 41007)
- Private Telecommunication Network Exchange (PTNX)	(ENV 41007)
- Public	(ENV 41007)
- Public ISDN	(ENV 41007)
- Service	(CCITT Rec. I.112)
- Signalling	(CCITT Rec. I.112)
- Subaddress	(ECMA-155)
- Supplementary Service	(CCITT Rec. I.210)
- Telecommunication Network	(ENV 41007)
- Terminal, Terminal equipment	(ENV 41007)
- User	(ECMA-142)

This Standard refers to the following basic call functional entities (FEs) defined in ECMA-142:

- Call Control (CC)
- Call Control Agent (CCA)

This Standard refers to the following basic call inter-FE relationships defined in ECMA-142:

- r1
- r2

This Standard refers to the following basic call information flows defined in ECMA-142:

- CHAN ACK request/indication
- DISCONNECT request/indication
- RELEASE request/indication
- RELEASE response/confirmation
- REPORT request/indication
- SETUP request/indication
- SETUP response/confirmation

This Standard refers to the following basic call information flow elements defined in ECMA-142:

- Destination number
- Connection type

This Standard refers to the following information flow elements defined in ECMA-148:

- Originating number
- Originating subaddress

4.2 Additional network feature

A capability, over and above that of a basic service, provided by a PTN, but not directly to a PTN user.

4.3 Call, Basic call

An instance of the use of a basic service.

4.4 Consultation timer

A timer governing the time in which the calling user is allowed to request invocation of SS-DNDO after being informed that a call has failed because of SS-DND active at the destination. The duration of the timer is an implementation option.

4.5 Originating number

The number of the calling user.

4.6 Originating subaddress

The subaddress of the calling user.

4.7 Path retention

The retention of the network connection between the Originating CC and the Destination CC so that a supplementary service (such as SS-DNDO) can be invoked without establishing a new connection.

4.8 Served user

The user for which SS-DND is activated or deactivated, or for which SS-DND is invoked.

5 List of acronyms

ANF	Additional Network Feature
CC	Call Control (functional entity)
CCA	Call Control Agent (functional entity)
CCBS	Call Completion to Busy Subscriber
CCNR	Call Completion on No Reply
CFB	Call Forwarding on Busy
CFNR	Call Forwarding on No Reply
CFU	Call Forwarding Unconditional
CI	Call Intrusion
CLIP	Calling Line Identification Presentation
CLIR	Calling/Connected Line Identification Restriction
CNIP	Calling Name Identification Presentation
CNIR	Calling/Connected Name Identification Restriction
CO	Call Offer
COLP	Connected Line Identification Presentation
CONP	Connected Name Identification Presentation
CT	Call Transfer
DND	Do Not Disturb

DNDO	Do Not Disturb Override
DNDOCL	DNDO Capability Level
DNDPL	DND Protection Level
FE	Functional Entity
ISDN	Integrated Services Digital Network
MSN	Multiple Subscriber Number
PR	Path Replacement
PTN	Private Telecommunication Network
PTNX	Private Telecommunication Network Exchange
SDL	Specification and Description Language
SS	Supplementary Service
TE	Terminal Equipment

6 SS-DND stage 1 specification

6.1 Description

6.1.1 General description

The supplementary service DND enables a served user to cause the PTN to reject any calls, or just those associated with a specified basic service, addressed to the served user's PTN number. The calling user is given an appropriate indication. Incoming calls are rejected as long as the service is active. The served user's outgoing service is unaffected.

The related supplementary service Do Not Disturb Override allows a calling user to override Do Not Disturb, subject to service profiles.

The SS-DND service is provided on a PTN number.

For a given PTN number, this service (including options) may be subscribed to for each basic service to which the user of the number subscribes, or collectively for all the basic services to which the user subscribes.

6.1.2 Qualifications on applicability to telecommunications services

This supplementary service is applicable to all telecommunications services.

6.2 Procedures

6.2.1 Provision/withdrawal

SS-DND is provided or withdrawn after pre-arrangement with the service provider.

SS-DND is provided on a per PTN number basis and per basic service basis. For each PTN number, the supplementary service can be subscribed to for every basic service subscribed to by that PTN number, or for only some of the basic services subscribed to by that PTN number.

SS-DND subscription parameters may apply separately to each basic service to which SS-DND is subscribed, or for all the basic services to which SS-DND is subscribed.

If SS-DNDO is implemented then the subscription parameter "DND protection level" (DNDPL) shall be provided. The DNDPL has a value in the range 0 to 3 where 0 means no protection against DNDO and 3 means total protection against DNDO. The values 0 and 3 shall be offered. The values 1 and 2 may, as an implementation option, be offered. The effect of the subscription parameter DNDPL shall be as described in clause 6.3.10 **Error! Bookmark not defined.**

The subscription parameter "Served user notification of invocation of SS-DND" may be provided. If it is not provided, as an implementation option, the network may or may not notify the served user of DND invocation.

6.2.2 Normal procedures

6.2.2.1 Activation/deactivation/registration/interrogation

A PTN shall provide activation/deactivation by the served user (local activation/deactivation). In addition the PTN may provide activation/deactivation by another user (remote activation/deactivation).

A PTN may provide interrogation, which can be local, remote or both.

6.2.2.1.1 Local activation/deactivation

To activate SS-DND the served user shall supply:

- 1 information as to whether SS-DND is to apply to all basic services for which SS-DND is subscribed to or to a specific basic service out of the basic services for which SS-DND is subscribed to;
- 2 where there is more than one PTN number assigned to the access (i.e. in the context of an MSN arrangement), the PTN number for which SS-DND shall apply.

As an implementation option, it may be possible for the served user to select a tone or announcement to be given to the calling user on invocation of SS-DND.

To deactivate SS-DND the served user shall supply:

- 1 information as to whether SS-DND is no longer to apply to all basic services for which SS-DND is subscribed to or to a specific basic service out of the basic services for which SS-DND is subscribed to;
- 2 where there is more than one PTN number assigned to the access (i.e. in the context of an MSN arrangement), the PTN number for which SS-DND shall no longer apply.

If a single number is used by more than one terminal, activation/deactivation of SS-DND shall be possible from any terminal that uses this number.

When the served user requests activation/deactivation of SS-DND, the service provider shall return notification of acceptance or rejection of the request (see exceptional procedures for a list of possible causes of rejection). This notification shall be sent only to the terminal from which the request was received.

When the served user successfully activates/deactivates SS-DND, the service provider shall send a notification to all the served user's terminals that are compatible with the service (or services) for which the activation/deactivation has been performed. In the case of successful activation, the notification may include the DNDPL of the served user.

6.2.2.1.2 Remote activation/deactivation

If remote activate/deactivation is provided the following shall apply:

A specially authorized user may activate and/or deactivate SS-DND at the served user. Authorization shall be implementation dependent (e.g. attendants may be authorized).

To activate SS-DND, the authorized user shall supply:

- 1 information as to whether SS-DND is to apply to all basic services for which SS-DND is subscribed to or to a specific basic service out of the basic services for which SS-DND is subscribed to;
- 2 the PTN number for which SS-DND shall apply.

To deactivate SS-DND, the authorized user shall supply:

- 1 information as to whether SS-DND is no longer to apply to all basic services for which SS-DND is subscribed to or to a specific basic service out of the basic services for which SS-DND is subscribed to;
- 2 the PTN number for which SS-DND shall no longer apply.

NOTE 2

The use of a password facility for remote activation/deactivation as an implementation option is not excluded.

When the authorized user so activates or deactivates SS-DND, the service provider shall return notification of acceptance or rejection of the request (see exceptional procedures for a list of possible causes of rejection). If the request is accepted, then the notification shall be given to the terminal from which the request has been made, and to all the served user's terminals compatible with the basic service or services for which the activation/deactivation is performed; this notification may, as an implementation option, include the DNDPL of the served user. If the request is rejected, then the notification shall only be given to the terminal from which the request has been made.

6.2.2.1.3 Local interrogation

If local interrogation is provided, a PTN shall support interrogation on a per PTN number basis. The PTN response to an interrogation request shall provide the following information to the user:

- if SS-DND is not activated for any basic service, an indication to that effect;
- if SS-DND is activated for any basic service or services, a list of basic services for which SS-DND is active.

The PTN response to an interrogation request may additionally provide the DNDPL for each basic service for which SS-DND is active.

6.2.2.1.4 Remote interrogation

If remote interrogation is provided, a specially authorized user may interrogate SS-DND conditions at the served user. Authorization shall be implementation dependent (e.g. attendants may be authorized).

The remote interrogation request and response shall include the information as specified for local interrogation and additionally the request shall contain the PTN number of the served user.

NOTE 3

The use of a password facility for remote interrogation as an implementation option is not excluded.

6.2.2.2 Invocation and operation

When SS-DND is active for some PTN number for some service, incoming calls to that PTN number for that service shall not be presented to the served user. The call is regarded as unsuccessful and an indication that the call has failed due to SS-DND shall be returned to the calling user. For the basic services for which ECMA-142 requires tones or announcements to be given to indicate progress or otherwise of the call, an inband tone or announcement shall be given to the calling user on invocation of SS-DND. For other basic services, an inband tone or announcement may be given to the calling user on invocation of SS-DND.

NOTE 4

It is an implementation option which tones or announcements are given.

The served user, as a subscription option, may receive a notification of each invocation of SS-DND on incoming calls to the served user. This notification shall include the following information: Bearer Capability information and, if available, High Layer Compatibility information and Low Layer Compatibility information.

NOTE 5

The calling party address and/or name may be provided by SS-CLIP and SS-CNIP respectively; see clauses 6.3.10 and 6.3.40.

6.2.3 Exceptional procedures

6.2.3.1 Activation/deactivation/registration/interrogation

If the PTN cannot accept an activation/deactivation request, then the user making the request shall be informed. Possible causes for rejection are:

- 1 Service not subscribed to;
- 2 Insufficient information;
- 3 Not authorized to perform activation/deactivation/interrogation.

6.2.3.2 Invocation and operation

None.

6.3 Interactions with other supplementary services and ANFs

Interactions with other supplementary services and ANFs for which PTN standards were available at the time of publication of this Standard are specified below.

6.3.1 Calling Line Identification Presentation (SS-CLIP)

The served user shall receive, as part of the served user notification of the invocation of SS-DND, the Calling Line Identification of the calling party, unless SS-CLIR applies and the served user has no override capability.

6.3.2 Connected Line Identification Presentation (SS-COLP)

No interaction.

6.3.3 Calling/Connected Line Identification Restriction (SS-CLIR)

When Calling Line Identification Restriction is invoked, the Calling Line Identification shall not be presented to the served user (as part of the notification that SS-DND has been invoked) unless the served user has an override category.

6.3.4 Calling Name Identification Presentation (SS-CNIP)

The served user shall receive, as part of the served user notification of the invocation of SS-DND, the Calling Name Identification of the calling party, unless SS-CNIR applies and the served user has no override capability.

6.3.5 Connected Name Identification Presentation (SS-CONP)

No interaction.

6.3.6 Calling/Connected Name Identification Restriction (SS-CNIR)

When Calling Name Identification Restriction is invoked, the Calling Name Identification shall not be presented to the served user (as part of the notification that SS-DND has been invoked) unless the served user has an override category.

6.3.7 Call Forwarding Unconditional (SS-CFU)

On a call to a PTN number with SS-CFU active, the call forwarding shall be invoked regardless of whether or not SS-DND is active.

At a forwarded-to number, the call is treated as an incoming call and, if SS-DND is active, SS-DND shall be invoked. If SS-DND is invoked at the forwarded-to number, then the call forwarding is regarded as being unsuccessful and the call shall be cleared following the procedures in SS-CFU. If the call is cleared back to the original calling user, then the calling user shall be informed that the call failed because of SS-DND. If SS-CFNR has previously occurred, then the call shall be cleared back to the served user of SS-CFNR.

6.3.8 Call Forwarding Busy (SS-CFB)

On a call to a PTN number with SS-CFB and SS-DND active, then SS-DND shall be invoked regardless of the busy state of the PTN number and call forwarding shall not take place.

At a forwarded-to number, the call is treated as an incoming call and, if SS-DND is active, SS-DND shall be invoked at that number. If SS-DND is invoked at the forwarded-to number, then the call forwarding shall be regarded as being unsuccessful and the call shall be cleared following the procedures in SS-CFB. If the call is cleared back to the original calling user, then the calling user shall be informed that the call failed because of SS-DND. If SS-CFNR has previously occurred, then the call shall be cleared back to the served user of SS-CFNR.

6.3.9 Call Forwarding No Reply (SS-CFNR)

On a call to a PTN number with SS-CFNR and SS-DND active, then SS-DND shall be invoked and call forwarding shall not take place.

At a forwarded-to number, the call is treated as an incoming call and, if SS-DND is active, SS-DND shall be invoked at that number. If SS-DND is invoked at a forwarded-to number reached either directly by SS-CFNR or indirectly via subsequent invocations of SS-CFU and/or SS-CFB, then the setup of the forwarded call shall fail and the procedures of SS-CFNR shall apply.

6.3.10 Do Not Disturb Override (SS-DNDO)

If SS-DND and SS-DNDO are invoked, and SS-DNDO is allowed, then the call shall succeed as if SS-DND was not active.

SS-DNDO is allowed provided the calling user has subscribed to SS-DNDO and the "DNDO Capability Level" (DNDOCL - see clause 7.2.1 **Error! Bookmark not defined.**) of the calling user is greater than the "DND Protection Level" (DNDPL - see clause 6.2.1 **Error! Bookmark not defined.**) of the called user.

6.3.11 Call Completion to Busy Subscriber (SS-CCBS)

6.3.11.1 Interactions caused by SS-DND at the destination of SS-CCBS

If SS-CCBS is invoked on a destination with SS-DND active, then the SS-CCBS invocation shall fail due to SS-DND active.

NOTE 6

This can occur if, at the time of the original call setup, SS-DND was not active but SS-DND is subsequently activated before the calling user requests SS-CCBS.

If at the time the PTN attempts to complete the call to the destination following SS-CCBS recall SS-DND is active at the destination, then SS-CCBS shall be cancelled with appropriate indication to the calling user.

6.3.11.2 Interactions caused by SS-DND at the originator of SS-CCBS

A SS-CCBS recall shall override SS-DND.

6.3.12 Call Completion on No Reply (SS-CCNR)

6.3.12.1 Interactions caused by SS-DND at the destination of SS-CCNR

If SS-CCNR is invoked on a destination with SS-DND active, then the SS-CCNR invocation shall fail due to SS-DND active.

NOTE 7

This can occur if, at the time of the original call setup, SS-DND was not active but SS-DND is subsequently activated before the calling user requests SS-CCNR.

If at the time the PTN attempts to complete the call to the destination following SS-CCNR recall SS-DND is active at the destination, then the SS-CCNR shall fail with appropriate indication to the calling user.

6.3.12.2 Interactions caused by SS-DND at the originator of CCNR

A SS-CCNR recall shall override SS-DND.

6.3.13 Call Offer (SS-CO)

If a call for which Call Offer has been invoked as part of the initial call set up (i.e. Call Offer immediate invocation) fails because of SS-DND active, then the invocation of Call Offer shall be rejected.

6.3.14 Call Transfer (SS-CT)

No interaction.

6.3.15 Path Replacement (ANF-PR)

No interaction.

6.4 Interworking considerations

For a call originating in a network that does not support SS-DND to a destination in a PTN for which SS-DND is active, then the call will be rejected due to SS-DND active. An appropriate indication shall be given to the calling user; this indication may depend on the requirements of the originating network.

6.5 Overall SDL

Figure 1 **Error! Bookmark not defined.** contains the dynamic description of SS-DND using the Specification and Description Language (SDL) defined in CCITT Rec. Z.100 (1988). The SDL process represents the behaviour of the network in providing SS-DND.

Input signals from the left and output signals to the left represent primitives from and to the user activating, deactivating or interrogating SS-DND, or from the basic call process, or to the calling user.

Output signals to the right represent primitives to the compatible terminals of the served user.

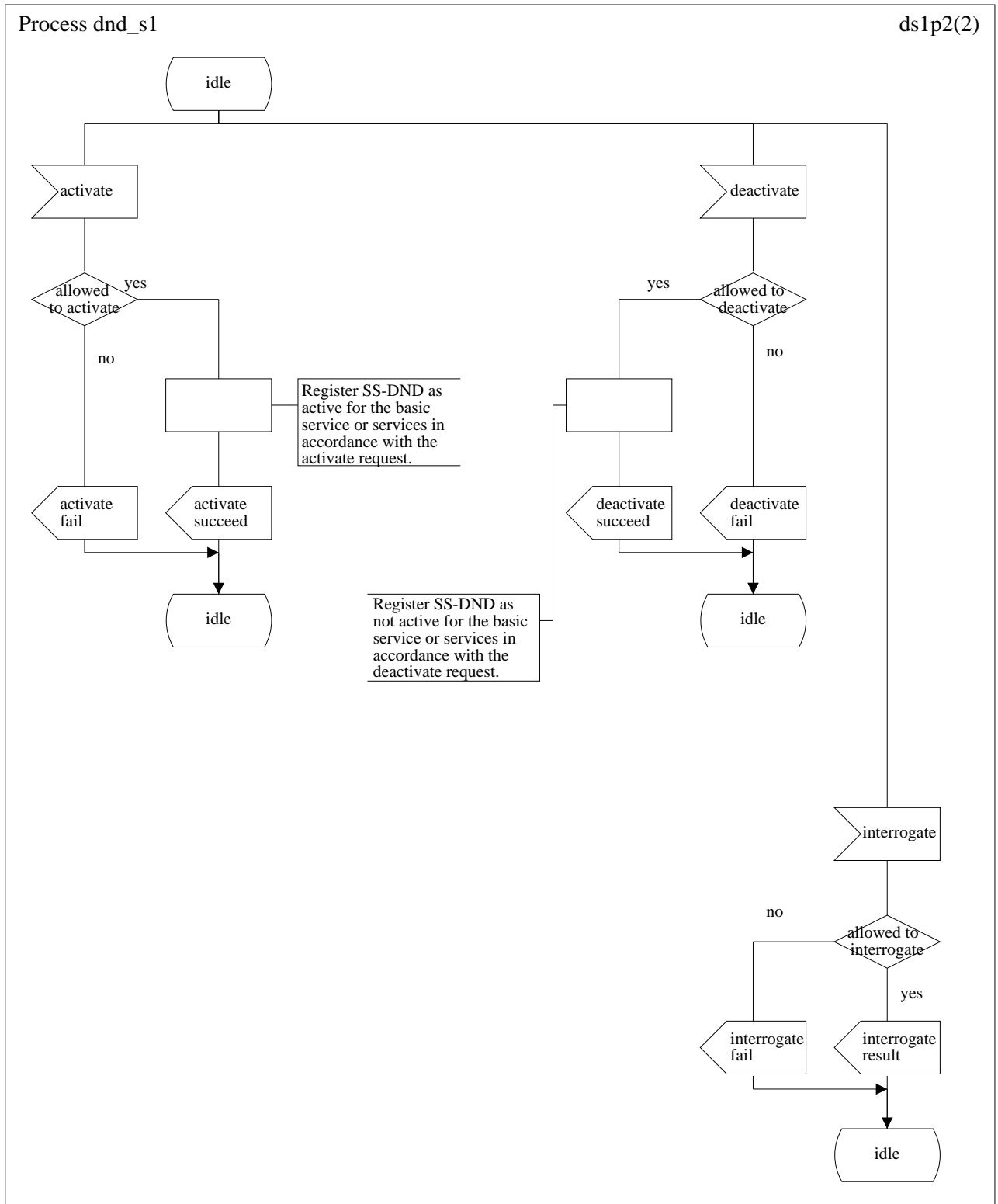


Figure 1 (part 1) - SS-DND, overall SDL

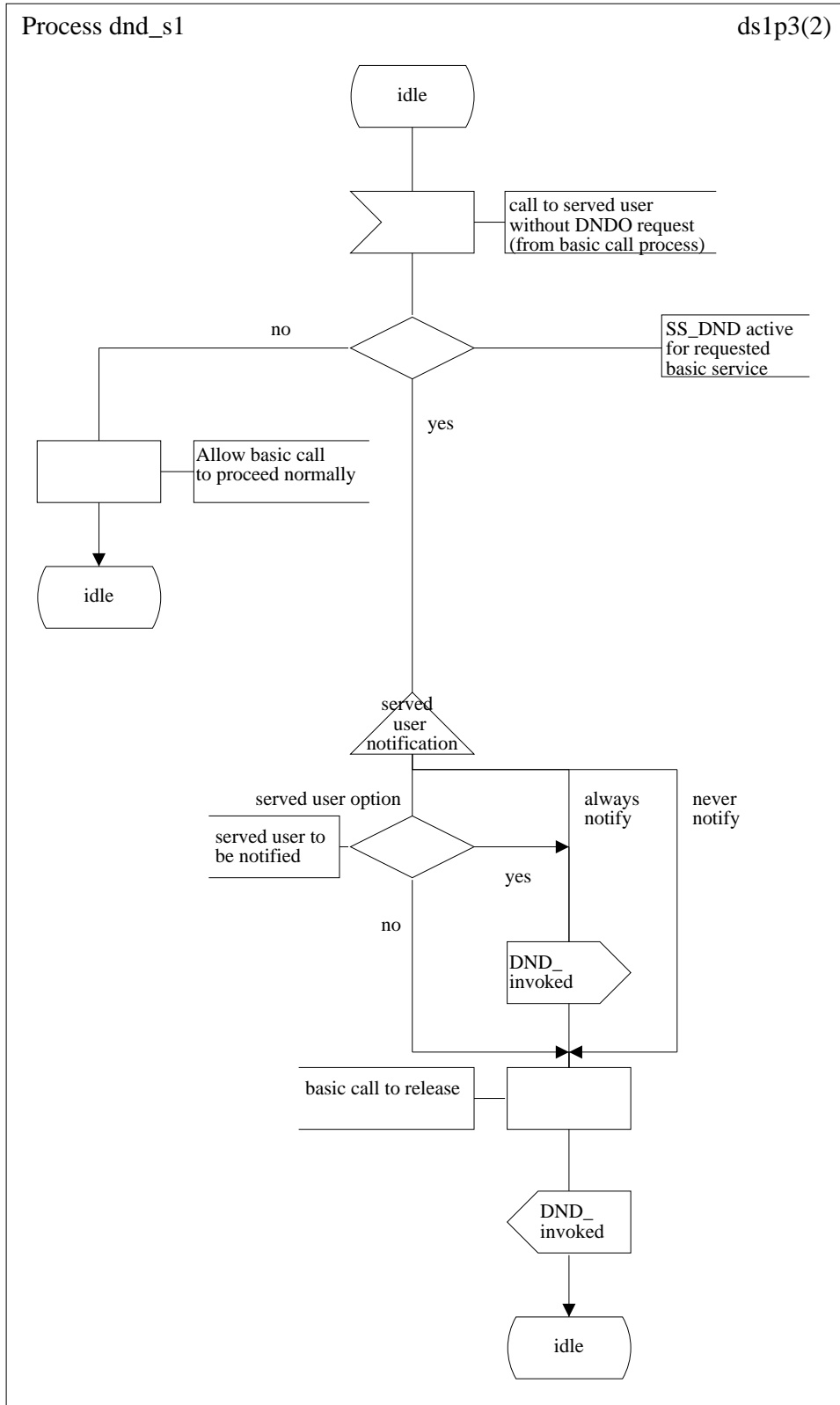


Figure 1 (part 2) - SS-DND, overall SDL

7 SS-DNDO stage 1 specification

7.1 Description

7.1.1 General description

The supplementary service DNDO enables a calling user to override SS-DND at a called user, that is to allow the call to proceed as if the called user had not activated SS-DND.

The SS-DNDO service is provided on a PTN number.

For a given PTN number, this service may be subscribed to for each basic service to which the user of the number subscribes, or collectively for all the basic services to which the user subscribes.

7.1.2 Qualifications on applicability to telecommunications services

This supplementary service is applicable to all telecommunications services.

7.2 Procedures

7.2.1 Provision/withdrawal

SS-DNDO is provided or withdrawn after pre-arrangement with the service provider.

SS-DNDO is provided on a per PTN number basis and per basic service basis. For each PTN number, the supplementary service can be subscribed to for every basic service subscribed to by that PTN number, or for only some of the basic services subscribed to by that PTN number.

SS-DNDO subscription parameters may apply separately to each basic service to which SS-DNDO is subscribed, or for all the basic services to which SS-DNDO is subscribed.

The subscription parameter "DNDO Capability Level" (DNDOCL) shall be provided. The DNDOCL has a value in the range 1 (lowest capability) to 3 (highest capability). At least one of the DNDOCL values shall be offered. The effect of the subscription parameter "DNDO Capability Level" shall be as described in clause 6.3.10 **Error! Bookmark not defined.**

At least one of the three methods of invoking SS-DNDO (see clause 7.2.2.2 **Error! Bookmark not defined.**) shall be offered. For a subscription to be valid, at least one of the methods of invoking SS-DNDO shall be subscribed to, and if Network invocation is subscribed to, the other two methods of invoking SS-DNDO shall not be subscribed to.

7.2.2 Normal procedures

7.2.2.1 Activation/deactivation/registration/interrogation

None.

7.2.2.2 Invocation and operation

There are three different ways of invoking SS-DNDO. A PTN shall offer one or more of these ways. These ways are:

1 Network invocation:

The network shall automatically invoke SS-DNDO whenever the calling user makes a call to a user with SS-DND active, if required by the service profile of the calling user.

2 Consultation:

The calling user, on being informed that a call has failed because of SS-DND active at the destination and that SS-DNDO may be possible, shall be able, within a defined period (consultation timer), to request invocation of SS-DNDO.

3 Immediate invocation:

The calling user shall be able to request invocation of SS-DNDO as part of the initial call set up.

Once SS-DNDO has been invoked in a call, it applies to the complete call setup, including any call diversions that take place, and any requests for Call Offering or Intrusion, until a called user is answered or alerting.

If the called user does not have SS-DND active, the invocation of SS-DNDO shall have no effect. If the called user has SS-DND active and SS-DNDO is invoked, then the network shall investigate whether or not the calling user is allowed to override SS-DND. If the calling user is not allowed to override SS-DND, then the

procedures of SS-DND shall apply; if the calling user is allowed to override SS-DND, then the call proceeds as if the called user did not have SS-DND active.

7.2.3 Exceptional procedures

7.2.3.1 Activation/deactivation/registration/interrogation

None.

7.2.3.2 Invocation and operation

If the calling user requests invocation of SS-DNDO as part of the initial call request, and immediate invocation is not provided to the calling user, then the request shall be ignored and the call shall proceed as if the request had not been made.

In the case of consultation, the request for invocation of SS-DNDO may be rejected, e.g. because SS-DNDO is not allowed.

If consultation applies to the call, the call shall be released either if the calling user does not request invocation within the defined timer period (consultation timer) or if the calling user requests invocation within the defined timer period (consultation timer) and this request is rejected.

7.3 Interactions with other supplementary services and ANFs

Interactions with other supplementary services and ANFs for which PTN standards were available at the time of publication of this Standard are specified below.

7.3.1 Calling Line Identification Presentation (SS-CLIP)

No interaction.

7.3.2 Connected Line Identification Presentation (SS-COLP)

No interaction.

7.3.3 Calling/Connected Line Identification Restriction (SS-CLIR)

No interaction.

7.3.4 Calling Name Identification Presentation (SS-CNIP)

No interaction.

7.3.5 Connected Name Identification Presentation (SS-CONP)

No interaction.

7.3.6 Calling/Connected Name Identification Restriction (SS-CNIR)

No interaction.

7.3.7 Call Forwarding Unconditional (SS-CFU)

At a forwarded-to number for which SS-DND is active:

- 1 If SS-CFNR has already been invoked in the call, clause 7.3.9**Error! Bookmark not defined.** shall apply.
- 2 If SS-CFNR has not been invoked in the call and SS-DNDO has already been invoked, then the invocation of SS-DNDO applies to the forwarded-to number.
- 3 If neither SS-CFNR nor SS-DNDO have been invoked in the call, then if the calling user is informed that the call has failed because of SS-DND active at the destination and if the calling user invokes SS-DNDO, then the invocation of SS-DNDO shall apply to the forwarded-to number.

7.3.8 Call Forwarding Busy (SS-CFB)

On a call to a PTN number with SS-CFB and SS-DND active for which SS-DNDO is successfully invoked, SS-CFB proceeds normally as if the PTN number did not have SS-DND active.

At a forwarded-to number for which SS-DND is active:

- 1 If SS-CFNR has already been invoked in the call, clause 7.3.9**Error! Bookmark not defined.** shall apply.
- 2 If SS-CFNR has not been invoked in the call and SS-DNDO has already been invoked, then the invocation of SS-DNDO applies to the forwarded-to number.

- 3 If neither SS-CFNR nor SS-DNDO have been invoked in the call, then if the calling user is informed that the call has failed because of SS-DND active at the destination and if the calling user invokes SS-DNDO, then the invocation of SS-DNDO shall apply to the forwarded-to number.

7.3.9 Call Forwarding No Reply (SS-CFNR)

On a call to a PTN number with SS-CFNR and SS-DND active for which SS-DNDO is successfully invoked, SS-CFNR proceeds normally, i.e. as if the PTN number did not have SS-DND active.

At a forwarded-to number for which SS-DND is active, if SS-CFNR has been invoked in the call, SS-DNDO shall not be applied. The setup of the forwarded call shall fail and the procedures of SS-CFNR shall apply.

7.3.10 Do Not Disturb (SS-DND)

Clause 6.3.10 **Error! Bookmark not defined.** shall apply.

7.3.11 Call Completion to Busy Subscriber (SS-CCBS)

No interaction.

NOTE 8

*Once the conditions have been reached for a possible invocation of SS-CCBS, any previous invocation of SS-DNDO in the call no longer applies, and it is not possible to invoke SS-DNDO together with SS-CCBS. If the called user has SS-DND active, clause 6.3.11.1 **Error! Bookmark not defined.** applies.*

7.3.12 Call Completion on No Reply (SS-CCNR)

No interaction.

NOTE 9

*Once the conditions have been reached for a possible invocation of SS-CCNR, any previous invocation of SS-DNDO in the call no longer applies, and it is not possible to invoke SS-DNDO together with SS-CCNR. If the called user has SS-DND active, clause 6.3.12.1 **Error! Bookmark not defined.** applies.*

7.3.13 Call Offer (SS-CO)

If the called user has SS-DND active and SS-DNDO is successfully invoked, then:

- if Call Offer network invocation (immediate), immediate invocation or network invocation (delayed) is applicable to the call, then the invocation of Call Offer shall apply to the call after SS-DND has been overridden;
- if Call Offer consultation applies to the call, it shall apply after SS-DND has been overridden.

7.3.14 Call Transfer (SS-CT)

No interaction.

7.3.15 Path Replacement (ANF-PR)

No interaction.

7.4 Interworking considerations

- 1 For a call originating in a network that does not support SS-DND and/or SS-DNDO, then the PTN may automatically invoke SS-DNDO. If the invocation is not successful (due to the destination in the PTN having SS-DND active and a DNDPL which prevents SS-DNDO) then the call will be rejected due to SS-DND active, according to the procedures of SS-DND.
- 2 If a call is made, with invocation of SS-DNDO, to a destination in a network that does not support SS-DNDO, then the invocation of SS-DNDO will be ignored.

7.5 Overall SDL

The dynamic description of SS-DNDO is shown in figure 2 **Error! Bookmark not defined.** in SDL format. The SDL process represents the behaviour of the network in providing SS-DNDO to a calling user.

Input signals from the left and output signals to the left represent primitives from and to the calling user.

Input signals from the right represent inputs from the basic call process or from an internal process.

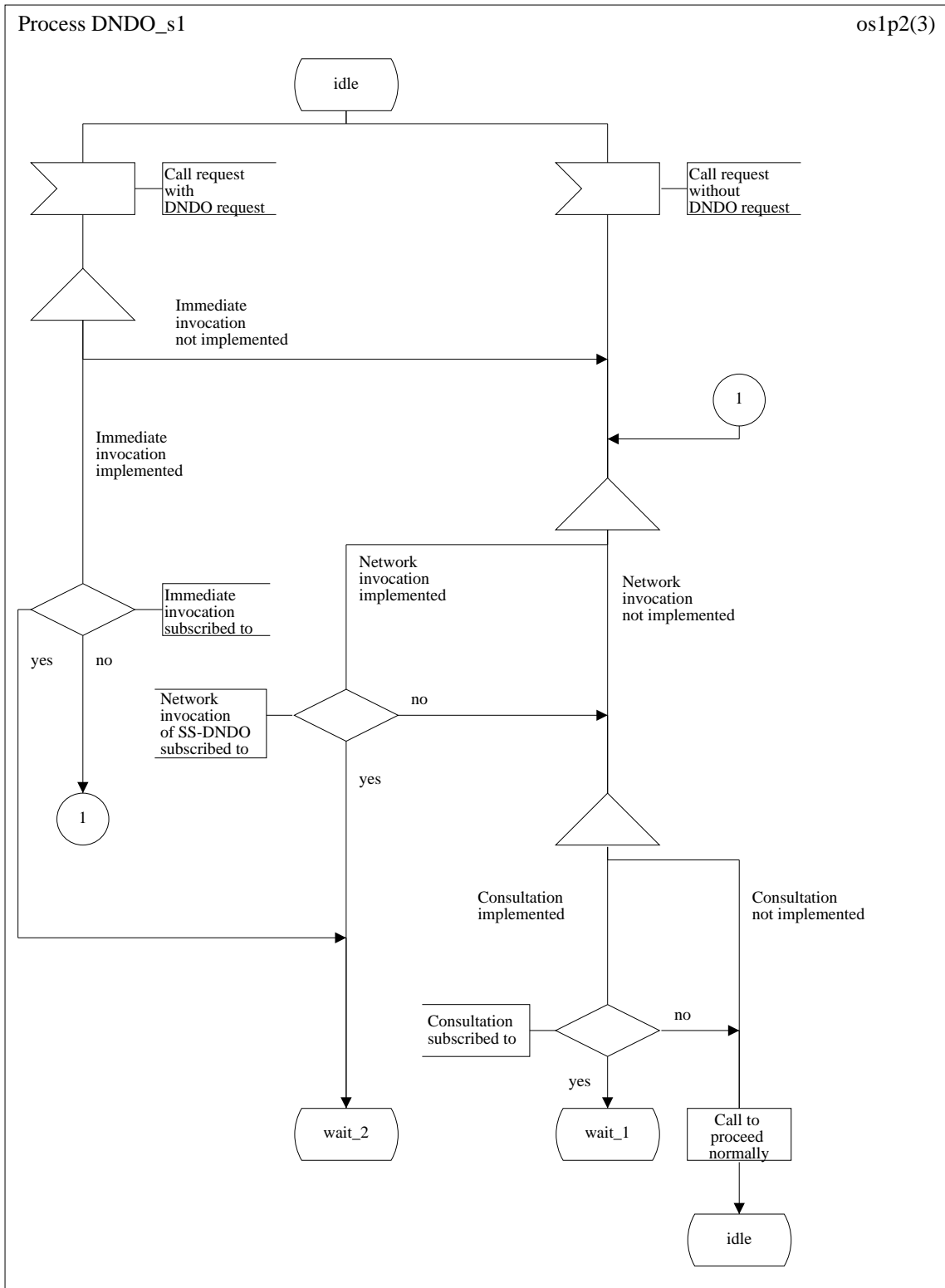


Figure 21 (part 11) - SS-DNDO, overall SDL

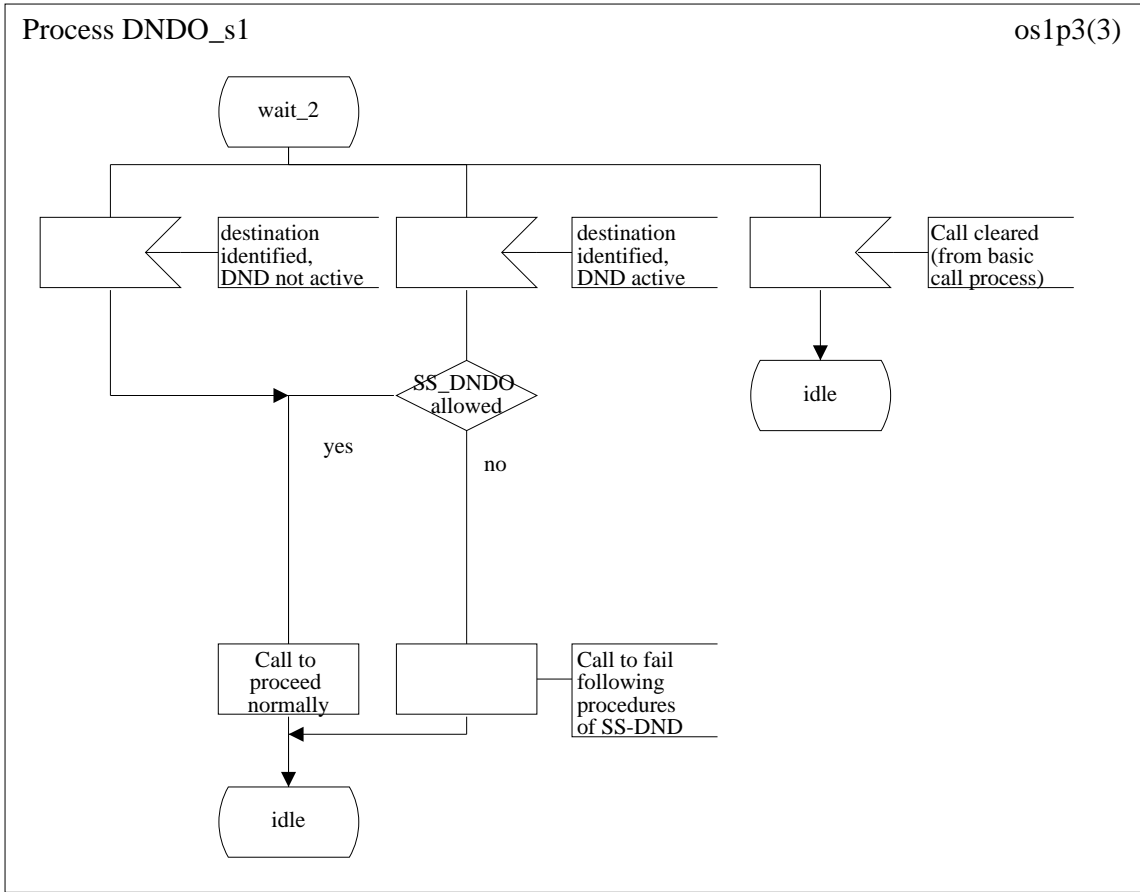


Figure 2Error! Bookmark not defined. (part 22) - SS-DNDO, overall SDL

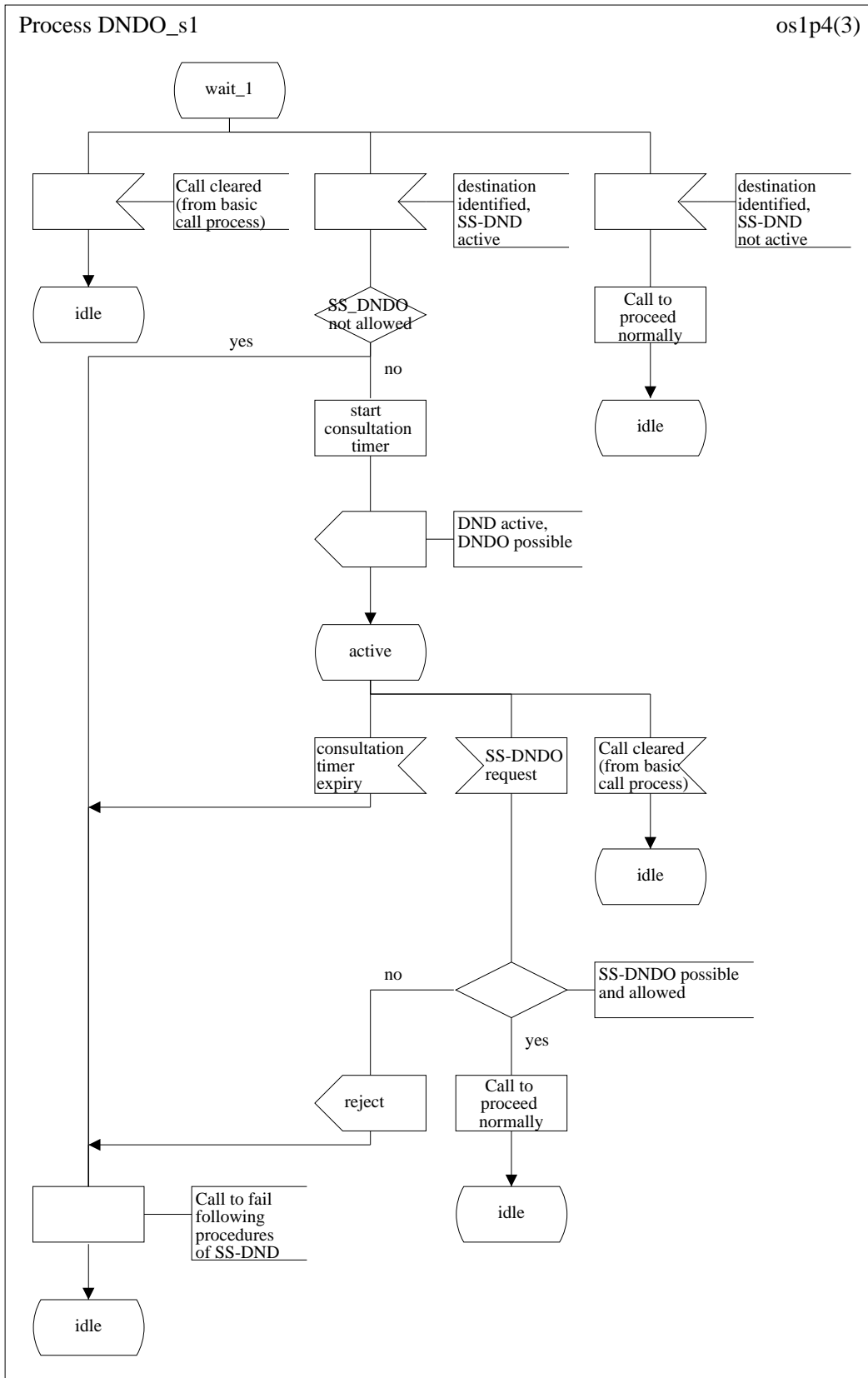


Figure 2Error! Bookmark not defined. (part 33) - SS-DNDO, overall SDL

8 SS-DND stage 2 specification

8.1 Functional model

8.1.1 Functional model description

The functional model shall comprise the following Functional Entities (FEs):

- FE1 Calling user's service agent;
- FE2 Calling user's service control agent;
- FE3 SS-DND detection and control entity;
- FE4 Served user's service agent;
- FE5 (De)activating/interrogating user's service control agent;
- FE6 (De)activating/interrogating user's service agent.

The following relationships shall exist between these FEs:

- ra between FE1 and FE2;
- rb between FE2 and FE3;
- rc between FE3 and FE4;
- rd between FE3 and FE5;
- re between FE5 and FE6.

Figure 3 **Error! Bookmark not defined.** shows these FEs and relationships.

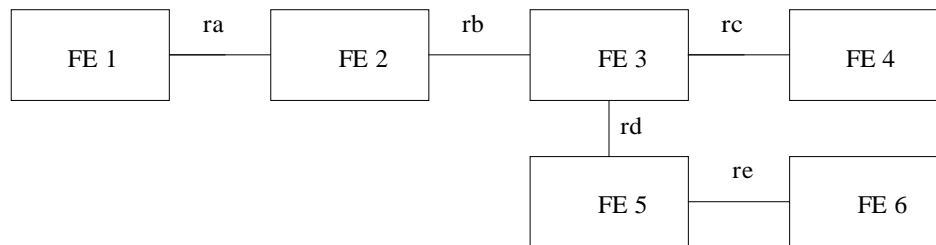


Figure 3 - Functional model for SS-DND

8.1.2 Description of Functional Entities

8.1.2.1 Calling user's service agent, FE1

This functional entity receives the information from FE2 that SS-DND has been invoked and is responsible for passing this on to the calling user.

8.1.2.2 Calling user's service control agent, FE2

This functional entity:

- receives the information from FE3 that SS-DND has been invoked, and is responsible for passing this on to FE1;
- generates, if appropriate, a tone or announcement for informing the calling user of the invocation of SS-DND.

8.1.2.3 SS-DND detection and control entity, FE3

This functional entity:

- maintains the SS-DND activation state of the called user;
- processes activation/deactivation/interrogation requests from FE5, checking the operation is allowed, performing an operation as appropriate and informing FE5 of the result.

- informs FE4 of changes in the SS-DND activation state;
- on an incoming call to the called user, invokes SS-DND if SS-DND is active;
- on invocation of SS-DND, informs FE2 and, if the implementation/subscription options so requires, FE4;
- if required, produces the inband tone or announcement to inform the calling user of the invocation of SS-DND.

8.1.2.4 Served user's service agent, FE4

This functional entity:

- receives from FE3 indications of changes in the SS-DND activation state and informs the served user of these changes;
- receives from FE3 the indication that SS-DND has been invoked, and informs the called (i.e. served) user of this.

8.1.2.5 (De)activating/interrogating user's service control agent, FE5

This functional entity:

- checks whether the (de)activating/interrogating user is authorized to change the SS-DND activation state of the served user;
- if the user is not authorized, sends a reject message to FE6;
- if the user is authorized, sends the request to FE3, and passes the response from FE3 to FE6.

NOTE 10

FE5 may supply an inband tone or announcement to the (de)activating/interrogating user to indicate the result of the operation. This is outside the scope of this Standard.

In the case of local activation/deactivation/interrogation, FE5 is collocated with FE3.

8.1.2.6 (De)activating/interrogating user's service agent, FE6

This functional entity receives PTN user requests for changing and interrogating the SS-DND activation state, passes these to FE5, and passes the response from FE5 back to the PTN user.

NOTE 11

FE6 may supply an inband tone or announcement to the (de)activating/interrogating user to indicate the result of the operation. This is outside the scope of this Standard.

8.1.3 Relationship of functional model to Basic Call functional model

An example of a relationship between the FEs for SS-DND and the FEs for the basic call is shown in figure 4. **Error! Bookmark not defined.**

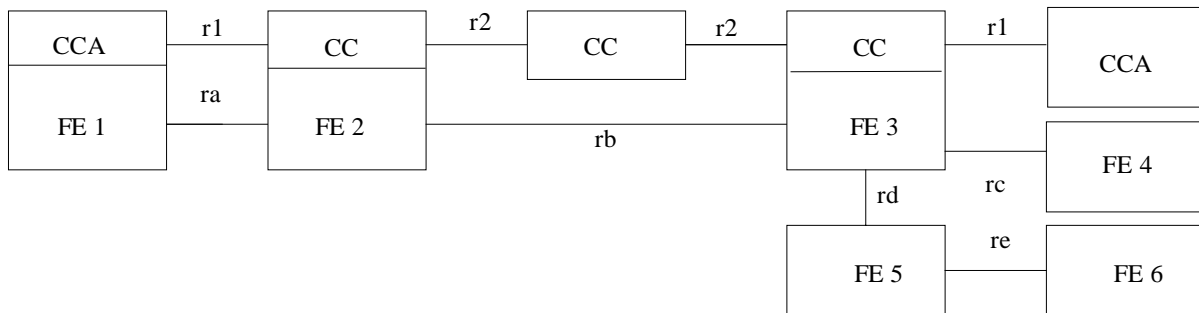


Figure 42 - Example relationship between model for SS-DND and Basic Call

8.2 Information flows

8.2.1 Definition of information flows

In the tables listing the elements in information flows, the column headed "Request" indicates which of these elements are mandatory (M) and which are optional (O) in a request/indication information flow, and the column headed "Confirm" (confirmed information flows only) indicates which of these elements are mandatory (M) and which are optional (O) in a response/confirmation information flow.

8.2.1.1 ra_DND_invoked

ra_DND_invoked is an unconfirmed information flow across ra between FE2 and FE1 which is used to indicate that SS-DND has been invoked.

There are no elements within the ra_DND_invoked information flow.

8.2.1.2 rb_DND_invoked

rb_DND_invoked is an unconfirmed information flow across rb between FE3 and FE2 which is used to indicate that SS-DND has been invoked.

There are no elements within the rb_DND_invoked information flow.

8.2.1.3 rc_Activated

rc_Activated is an unconfirmed information flow across rc from FE3 to FE4 used to indicate that SS-DND has been successfully activated.

Table 1 **Error! Bookmark not defined.** lists the elements within the rc_Activated information flow.

Table 1 1- Content of rc_Activated

Element	Request	NOTE
Basic Service	M	12
Served user's MSN number	O	13
DND Protection Level	O	

NOTE 12

Indicates a particular basic service or all basic services.

NOTE 13

This shall only be included if MSN applies for the served user.

8.2.1.4 rc_Deactivated

rc_Deactivated is an unconfirmed information flow across rc from FE3 to FE4 used to indicate that SS-DND has been deactivated.

Table 2 **Error! Bookmark not defined.** lists the elements within the rc_Deactivated information flow.

Table 2 2- Content of rc_Deactivated

Element	Request	NOTE
Basic Service	M	14
Served user's MSN number	O	15

NOTE 14

Indicates a particular basic service or all basic services.

NOTE 15

This shall only be included if MSN applies for the served user.

8.2.1.5 rc_DND_invoked

rc_DND_invoked is an unconfirmed information flow across rc from FE3 to FE4 which is used to inform the served user that SS-DND has been invoked.

Table 3 **Error! Bookmark not defined.** lists the elements within the rc_DND_invoked information flow.

Table 3 - Content of rc_DND_invoked

Element	Request	NOTE
Served user's MSN number	O	16
Connection type	M	
Originating number	O	17
Originating subaddress	O	17
Calling party number	O	18

NOTE 16

The served user's MSN number is only required if MSN applies to the served user.

NOTE 17

This information shall be included as defined for the Identification supplementary services in ECMA-148.

NOTE 18

This conveys the calling party name and shall be included as defined in the information flow INFORM1 in ECMA-163.

8.2.1.6 rd_Activate

rd_Activate is a confirmed information flow across rd from FE5 to FE3 used to request SS-DND activation.

Table 4 **Error! Bookmark not defined.** lists the elements within the rd_Activate information flow.

Table 4 - Content of rd_Activate

Element	Request	Confirm	NOTE
Basic Service	M	O	19, 20
Served user's number	O		21
Served user's MSN number	O		22
Result		M	23
DND Protection Level		O	24

NOTE 19

In the request this indicates a particular basic service or all basic services.

NOTE 20

This may be present in the confirmation if the result indicates "accepted" and it lists the basic services for which SS-DND has been activated.

NOTE 21

This shall only be included in remote activation information flows.

NOTE 22

This shall only be included in non-remote activation information flows and if MSN applies for the served user.

NOTE 23

This takes the values "accepted", "rejected".

NOTE 24

This may be present in the confirmation if the result indicates "accepted" and it lists the DNDPL of the basic services for which SS-DND has been activated.

8.2.1.7 rd_Deactivate

rd_Deactivate is a confirmed information flow across re from FE6 to FE5 used to request SS-DND deactivation.

Table 5 **Error! Bookmark not defined.** lists the elements within the rd_Deactivate information flow.

Table 5 - Content of rd_Deactivate

Element	Request	Confirm	NOTE
Basic Service	M		25
Served user's number	O		26
Served user's MSN number	O		27
Result		M	28

NOTE 25

Indicates a particular basic service or all basic services.

NOTE 26

This shall only be included in remote deactivation information flows.

NOTE 27

This shall only be included in non-remote deactivation information flows and if MSN applies for the served user.

NOTE 28

This takes the values "accepted", "rejected".

8.2.1.8 rd_Interrogate

rd_Interrogate is a confirmed information flow across rd from FE5 to FE4 used to request SS-DND interrogation.

Table 6 **Error! Bookmark not defined.** lists the elements within the rd_Interrogate information flow.

Table 6 - Content of rd_Interrogate

Element	Request	Confirm	NOTE
Served user's number	O		30
Served user's MSN number	O		31
Basic Services		M	29
DND Protection Level		O	32

NOTE 29

This lists the basic services for which SS-DND is active. If SS-DND is not active for any basic service, the list is empty.

NOTE 30

This shall only be included in remote interrogation information flows.

NOTE 31

This shall only be included in non-remote interrogation information flows and if MSN applies for the served user.

NOTE 32

This may be present in the confirmation. It lists the DNDPL of the basic services for which SS-DND is active.

8.2.1.9 re_Activate

re_Activate is a confirmed information flow across re from FE6 to FE5 used to request SS-DND activation.

Table 7 **Error! Bookmark not defined.** lists the elements within the re_Activate information flow.

Table 7 - Content of re_Activate

Element	Request	Confirm	NOTE
Basic Service	M		33
Served user's number	O		34
Activating user's MSN number	O	O	35
Result		M	36
DND Protection Level		O	

NOTE 33

Indicates a particular basic service or all basic services.

NOTE 34

This shall only be included in remote activation information flows.

NOTE 35

This shall only be included if MSN applies for the activating user.

NOTE 36

This takes the values "not authorized", "accepted", "rejected".

8.2.1.10 re_Deactivate

re_Deactivate is a confirmed information flow across re from FE6 to FE5 used to request SS-DND deactivation.

Table 8 **Error! Bookmark not defined.** lists the elements within the re_Deactivate information flow.

Table 8 - Content of re_Deactivate

Element	Request	Confirm	NOTE
Basic Service	M		37
Served user's number	O		38
Deactivating user's MSN number	O	O	39
Result		M	40

NOTE 37

Indicates a particular basic service or all basic services.

NOTE 38

This shall only be included in remote deactivation information flows.

NOTE 39

This shall only be included if MSN applies for the deactivating user.

NOTE 40

This takes the values "not allowed", "accepted", "rejected".

8.2.1.11 re_Interrogate

re_Interrogate is a confirmed information flow across re from FE6 to FE5 used to request SS-DND interrogation.

Table 9 lists the elements within the re_Interrogate information flow.

Table 9 - Content of re_Interrogate

Element	Request	Confirm	NOTE
Served user's number	O		42
Interrogating user's MSN number	O	O	43
Result		M	44
Basic Services		O	41
DND Protection Level		O	45

NOTE 41

This is present in the confirmation if and only if result is "allowed". It lists the basic services for which SS-DND is active. If SS-DND is not active for any basic service, the list is empty.

NOTE 42

This shall only be included in remote interrogation information flows.

NOTE 43

This shall only be included if MSN applies for the interrogating user.

NOTE 44

This takes the values "not allowed", "allowed".

NOTE 45

This may be present in the confirmation if result is "allowed". It lists the DNDPL of the basic services for which SS-DND is active.

8.2.2 Relationship of information flows to Basic Call information flows

ra_DND_invoked request/indication shall be sent:

- with r1_DISCONNECT request/indication if no tone or announcement is to be given to the calling user;
- with r1_REPORT request/indication (specifying Report Type = "call rejection" and Call History = "In-band information") if a tone or announcement is to be given to the calling user and no r1_REPORT request/indication has previously been sent;
- independently of any basic call information flow if a tone or announcement is to be given to the calling user and r1_REPORT request/indication has previously been sent.

rb_DND_invoked request/indication shall be sent:

- with r2_RELEASE request/indication if no tone or announcement is to be given by FE3 to the calling user;
- with r2_REPORT request/indication (specifying Report Type = "call rejection" and Call History = "In-band information") if a tone or announcement is to be given by FE3 to the calling user and no r2_REPORT request/indication has previously been sent;
- independently of any basic call information flow if a tone or announcement is to be given by FE3 to the calling user and r2_REPORT request/indication has previously been sent.

All other information flows shall be sent independently of basic call information flows.

Table 10 **Error! Bookmark not defined.** summarizes the relationship of the SS-DND information flows with those of the basic call.

Table 10 - Relationship of the SS-DND information flows with the Basic Call

Information flow		Independent of basic call flow	With basic flow	Basic call flows
ra_DND_invoked	request	yes	yes	r1_REPORT_request/indication, r1_DISCONNECT_request/indication
rb_DND_invoked	request	yes	yes	r2_REPORT_request/indication, r2_RELEASE_request/indication
rc_Activated	request	yes	no	
rc_Deactivated	request	yes	no	
rc_DND_invoked	request	yes	no	
rd_Activate	request	yes	no	
rd_Activate	confirm	yes	no	
rd_Deactivate	request	yes	no	
rd_Deactivate	confirm	yes	no	
rd_Interrogate	request	yes	no	
rd_Interrogate	confirm	yes	no	
re_Activate	request	yes	no	
re_Activate	confirm	yes	no	
re_Deactivate	request	yes	no	
re_Deactivate	confirm	yes	no	
re_Interrogate	request	yes	no	
re_Interrogate	confirm	yes	no	

8.2.3 Information flow sequences

A stage 3 standard for SS-DND shall provide signalling procedures in support of the information flow sequences specified below. In addition, signalling procedures should be provided to cover other sequences arising from error situations, interactions with basic call, interactions with other supplementary services, different topologies, etc..

In the figures, SS-DND information flows are represented by solid arrows and basic call information flows are represented by broken arrows. An ellipse embracing two information flows indicates that the two information flows occur simultaneously. Within a column representing an SS-DND functional entity, the numbers refer to functional entity actions listed below in 8.30.

8.2.3.1 Normal operation of SS-DND

Figure 5Error! Bookmark not defined. shows the information flow sequence for normal operation of SS-DND, in which an in band tone or announcement is given by FE3. The calling user may release the call using normal basic call procedures; FE3 may release the call using normal basic call procedures, e.g. after completion of an announcement. The indication of SS-DND invocation given to the served user is optional and depends on the subscription options of the served user.

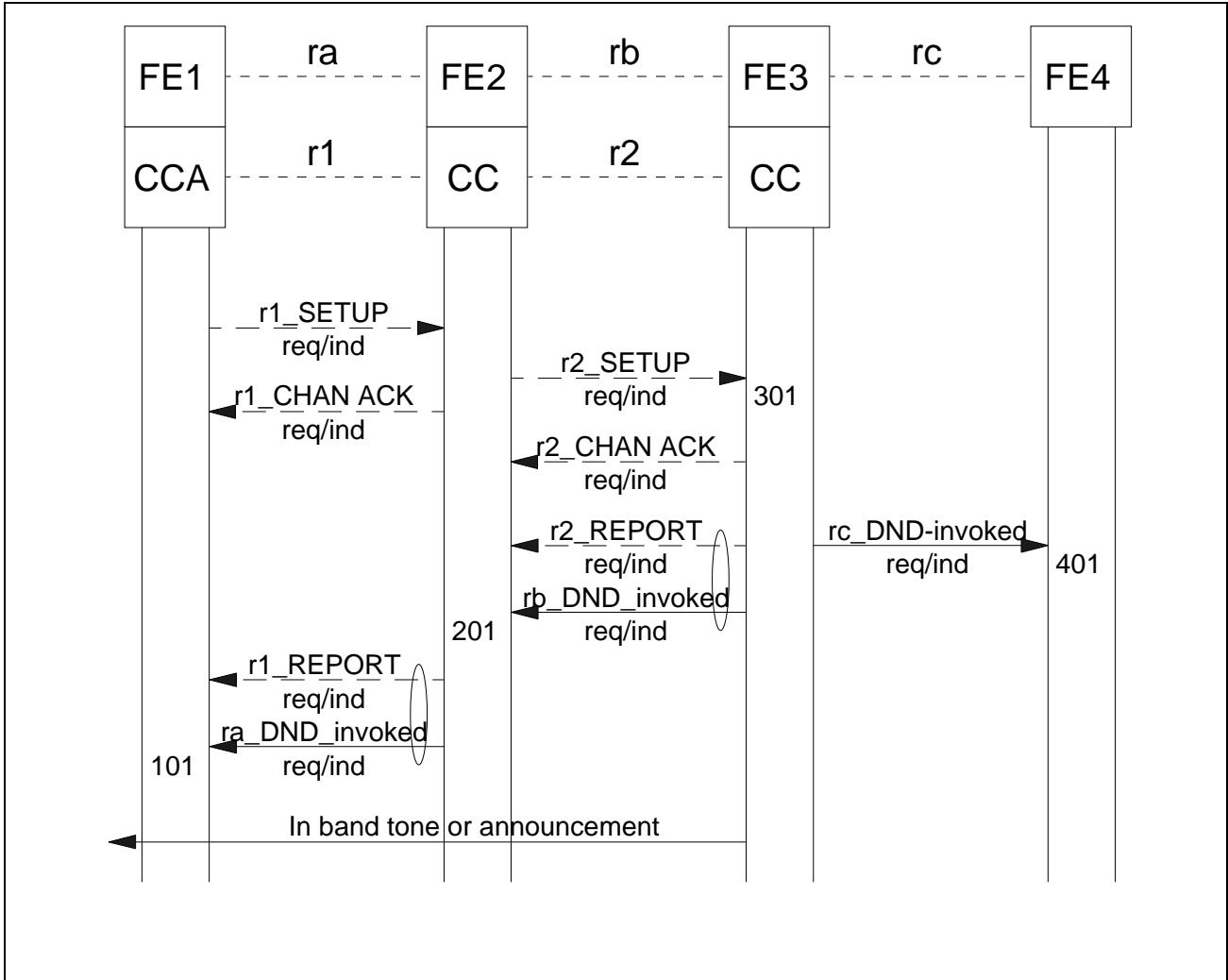


Figure 53 - Information flow sequence - normal operation of SS-DND with tone or announcement to calling user from FE3

Figure 6Error! Bookmark not defined. shows the information flow sequence for normal operation of SS-DND, in which no in band tone or announcement is given to the calling user. FE3 releases the call. The indication of SS-DND invocation given to the served user is optional and depends on the subscription options of the served user.

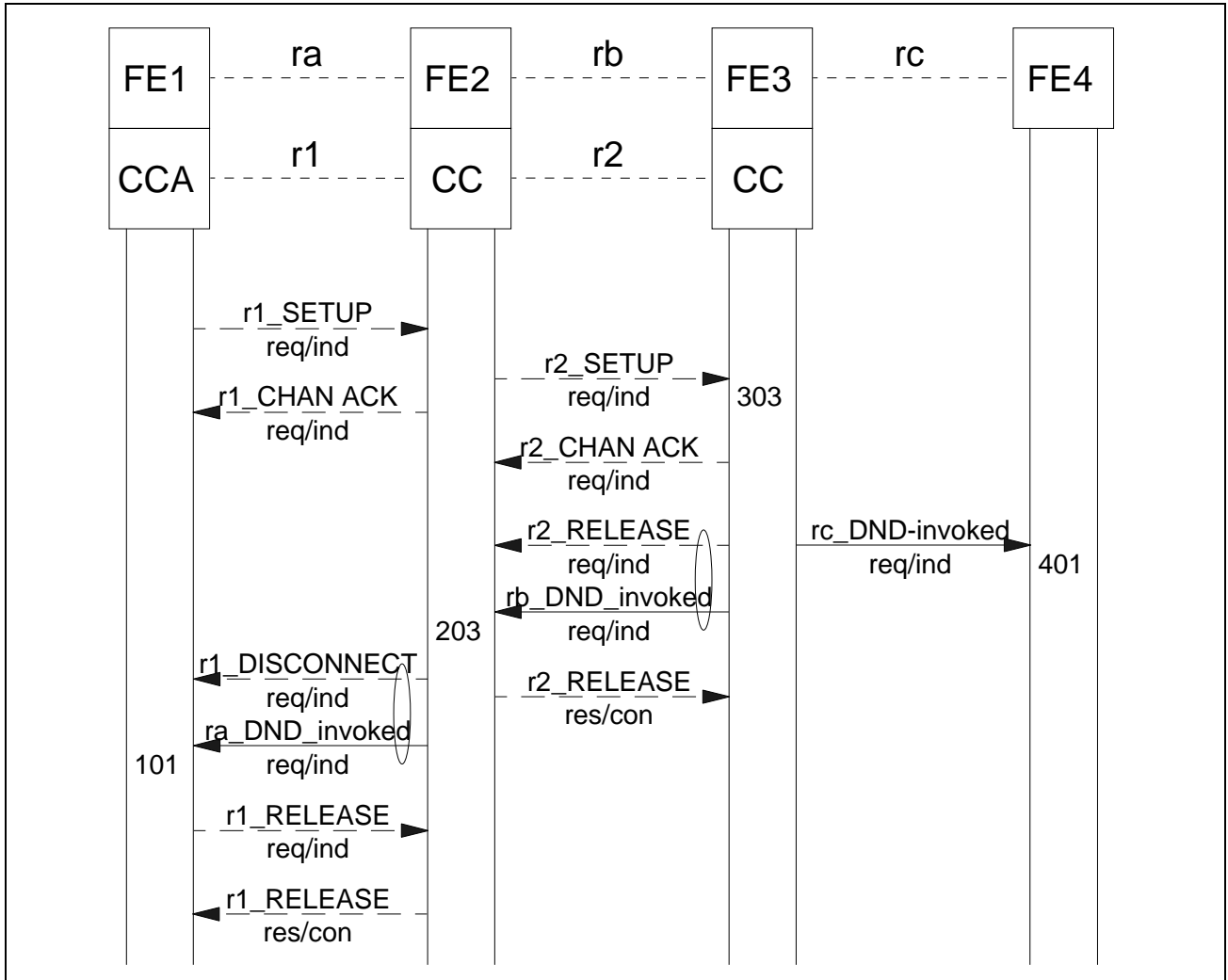


Figure 6 -4 Information flow sequence - normal operation of SS-DND with no tone or announcement to calling user

Figure 7 **Error! Bookmark not defined.** shows the information flow sequence for normal operation of SS-DND, in which an in band tone or announcement is given to the calling user by FE2. The calling user may release the call using normal basic call procedures; FE2 may release the call using normal basic call procedures, e.g. after completion of an announcement. The indication of SS-DND invocation given to the served user is optional and depends on the subscription options of the served user.

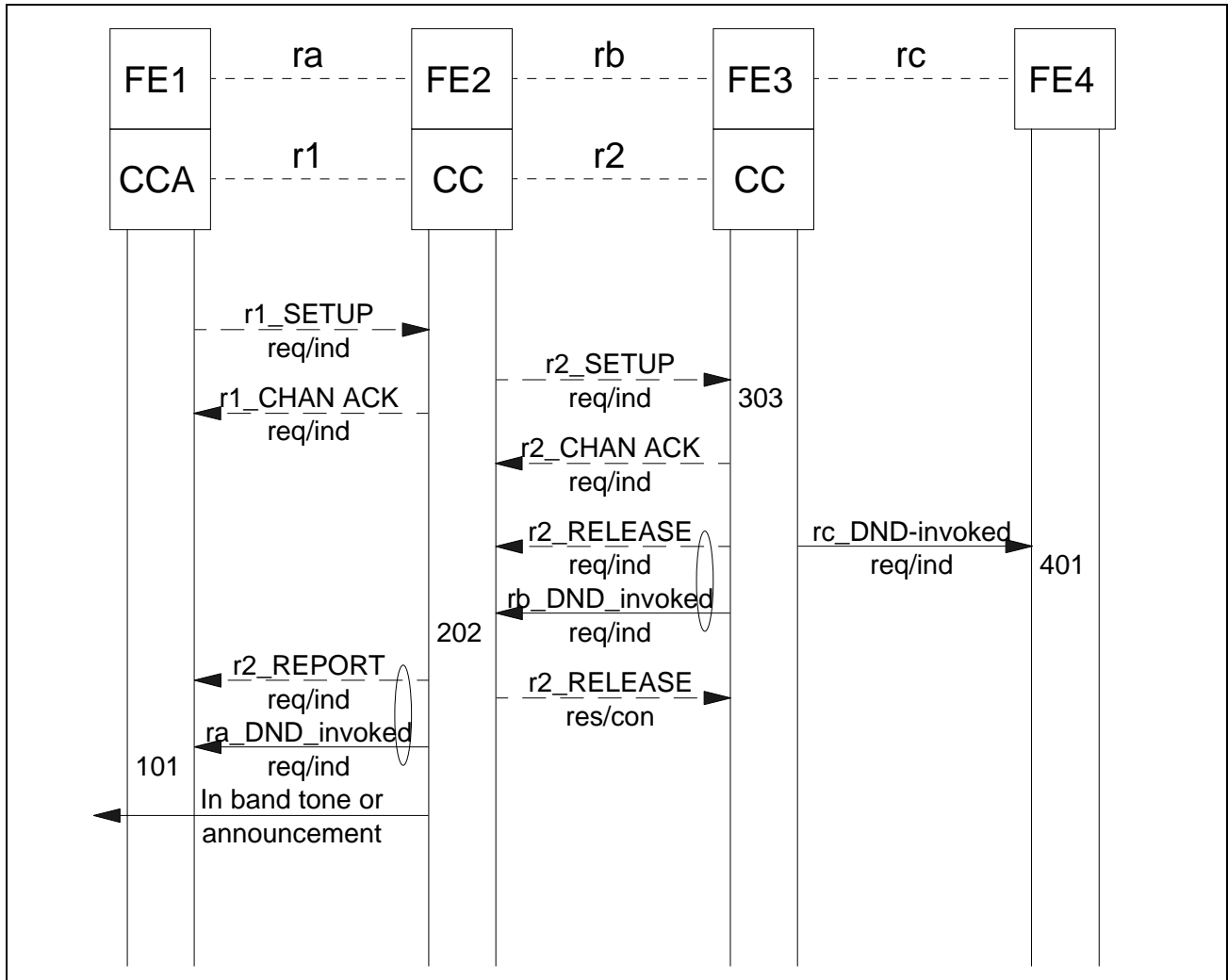


Figure 7 -5 Information flow sequence - normal operation of SS-DND with tone or announcement to calling user from FE2

8.2.3.2 Activation/deactivation/interrogation of SS-DND

Figure 85 shows in generic form the information flow sequence for successful activation/deactivation/interrogation of SS-DND. A particular information flow sequence is obtained by replacing X, Y and Z as shown in table 11

Table 11 - Mapping of X, Y, Z into information flows

	X	Y	Z
Activate	re_Activate	rd_Activate	rc_Activated
Deactivate	re_Deactivate	rd_Deactivate	rc_Deactivated
Interrogate	re_Interrogate	rd_Interrogate	-

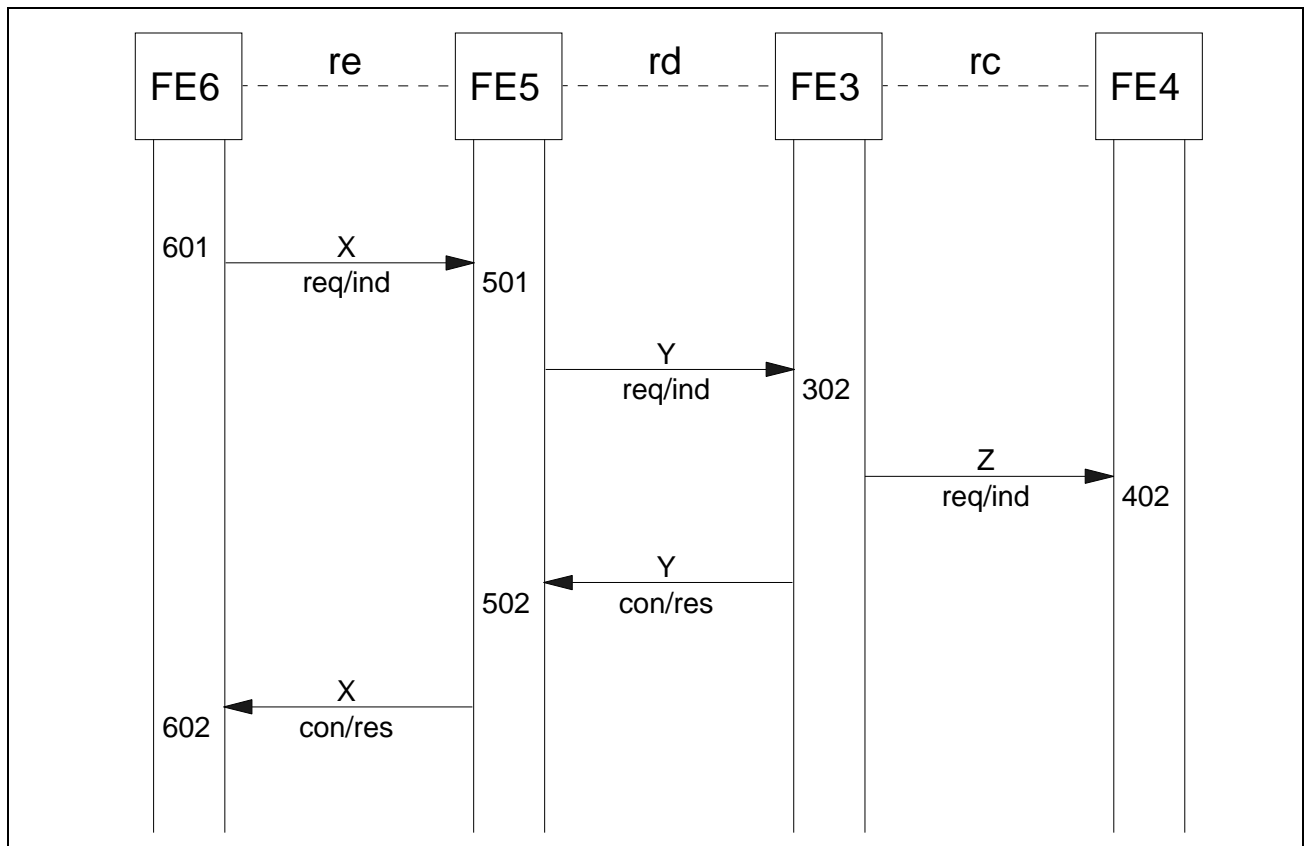


Figure 8 - Information flow sequence for successful activation/deactivation/interrogation of SS-DND

8.3 Functional Entity actions

8.3.1 Functional Entity actions of FE1

- 101 The ra_DND_invoked indication is processed (in addition to the basic call actions resulting from the processing of the REPORT_indication or the DISCONNECT_indication, if received together with ra_DND_invoked indication). A REPORT_indication primitive marked as call rejected due to SS-DND is sent to the calling user.

8.3.2 Functional Entity actions of FE2

- 201 The rb_DND_invoked_indication is processed (in addition to the basic call actions resulting from the processing of the REPORT_indication, if received together with rb_DND_invoked_indication). An ra_DND_invoked_request is sent to FE1.
- 202 In addition to the basic call actions resulting from the processing of the RELEASE_indication, the rb_DND_invoked_indication is processed. An in band source shall be applied to the information channel and an ra_DND_invoked_request shall be sent (possibly together with an r1_REPORT_request) to FE1.
- 203 In addition to the basic call actions resulting from the processing of the RELEASE_indication, the rb_DND_invoked_indication is processed. An ra_DND_invoked_request shall be sent (together with an r1_DISCONNECT_request) to FE1.

8.3.3 Functional Entity actions of FE3

- 301 In addition to the basic call actions resulting from the processing of the SETUP_indication:
- an in-band source shall be applied to the information channel, and an rb_DND_invoked_request (together with an r2_REPORT_request to the preceding CC, unless this has already been sent in connection with some other supplementary service) shall be sent to FE2;
 - if the served user is to receive an indication that SS-DND has been invoked, then an rc_DND_invoked_request shall be sent to FE4.
- 302 The rd_Activate indication, rd_Deactivate indication or rd_Interrogate indication is processed:
- a rd_Activate response, rd_Deactivate response or rd_Interrogate response, as appropriate, is sent to FE5;
 - in the case of successful activation or deactivation, a rc_Activated request or rc_Deactivated request, as appropriate, is sent to FE4.
- 303 In addition to the basic call actions resulting from the processing of the SETUP_indication:
- an rb_DND_invoked_request (together with an r2_RELEASE_request to the preceding CC) shall be sent to FE2;
 - if the served user is to receive an indication that SS-DND has been invoked, then an rc_DND_invoked_request shall be sent to FE4.

8.3.4 Functional Entity actions of FE4

- 401 The rc_DND_invoked_indication is processed. An rc_DND_invoked_indication primitive is sent to the called PTN user.
- 402 The rc_Activated indication or rc_Deactivated indication is processed and an appropriate primitive is sent to the served user.

8.3.5 Functional Entity actions of FE5

- 501 The re_Activate indication, re_Deactivate indication or re_Interrogate indication is processed and the authority of the (de)activating/interrogating user is checked.
- if the (de)activating/interrogating user is not authorized, then a re_Activate response, re_Deactivate response or re_Interrogate response, as appropriate, with result "not_allowed" is sent to FE6;
 - If the (de)activating/interrogating user is authorized, then a rd_Activate request, rd_Deactivate request or rd_Interrogate request, as appropriate, is sent to FE3.

502 The rd_Activate confirmation, rd_Deactivate confirmation or rd_Interrogate confirmation is processed and an rd_Activate response, rd_Deactivate response or rd_Interrogate response, as appropriate, is sent to FE6.

8.3.6 Functional Entity actions of FE6

601 The activate/deactivate/interrogate request from the (de)activating/interrogating user is processed and a re_Activate request, re_Deactivate request or re_Interrogate request, as appropriate, is sent to FE5.

602 The rd_Activate confirmation, rd_Deactivate confirmation or rd_Interrogate confirmation is processed and an appropriate primitive is sent to the (de)activating/interrogating user.

8.4 Functional Entity behaviour

The FE behaviours shown below are intended to illustrate typical FE behaviour in terms of information flows sent and received.

The behaviour of each FE is shown using the Specification and Description Language (SDL) defined in CCITT Rec. Z.100 (1988).

8.4.1 Behaviour of FE1

Figure 9-6 **Error! Bookmark not defined.** shows the normal behaviour of FE1. Output signals to the left represent primitives to calling user. Input signals from the right represent information flows from FE2.

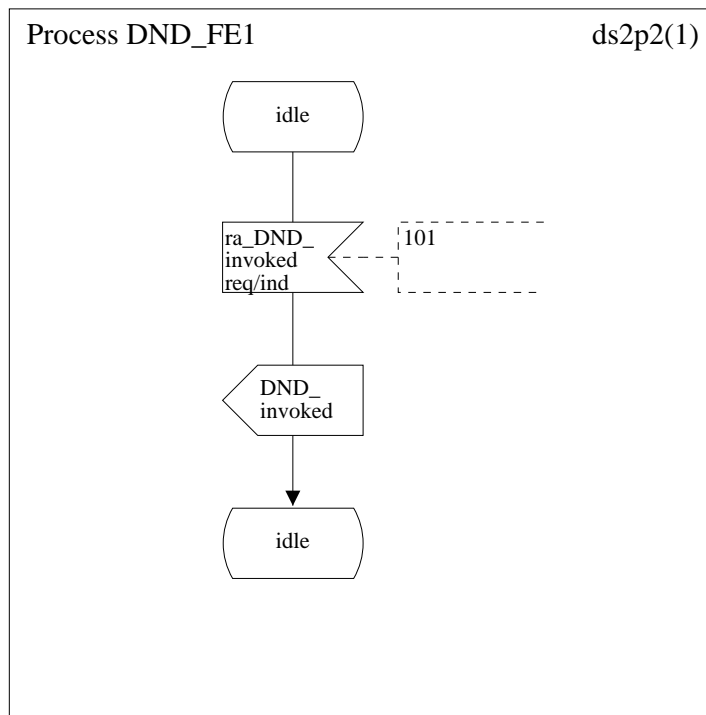


Figure 9 -6 SS-DND, SDL for Functional Entity FE1

8.4.2 Behaviour of FE2

Figure 10Error! Bookmark not defined. shows the normal behaviour of FE2. Input signals from the right represent primitives from FE3. Output signals to the left represent information flows to FE1.

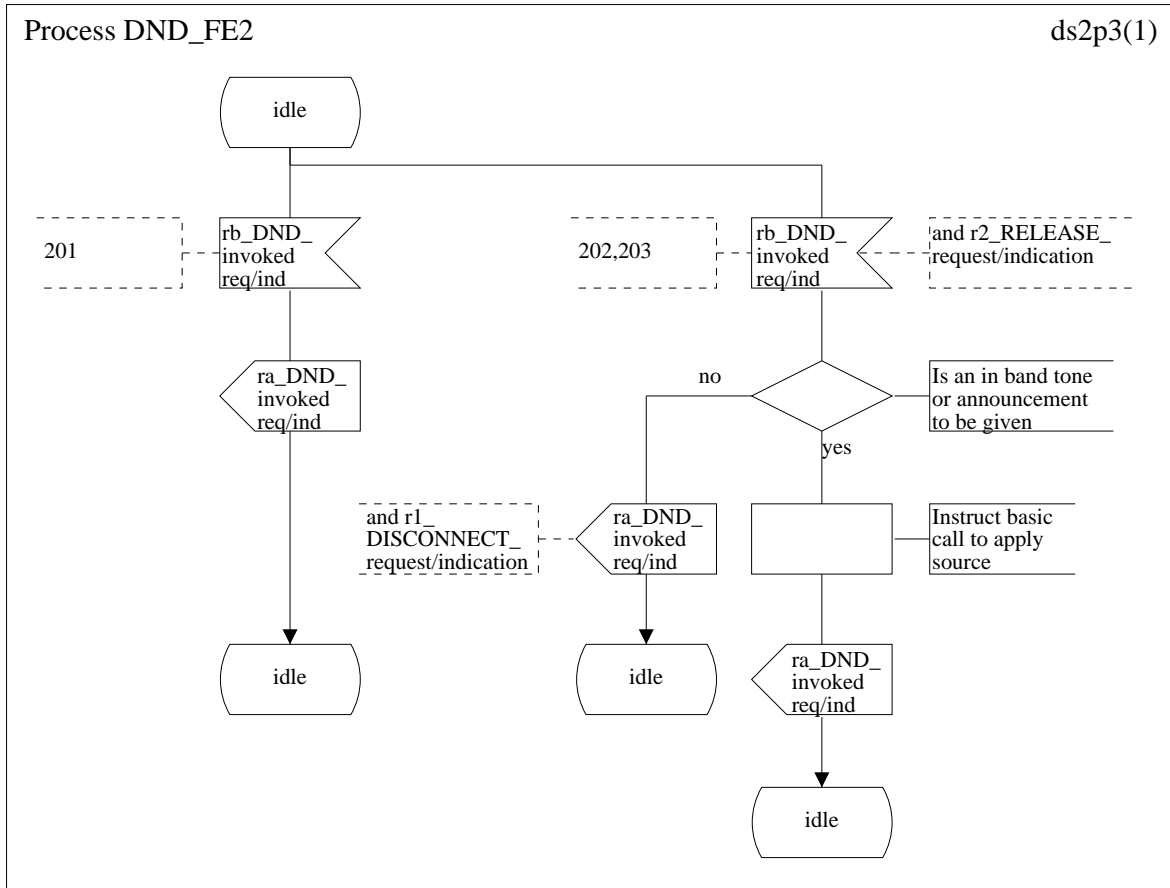


Figure 10 -7 SS-DND, SDL for Functional Entity FE2

8.4.3 Behaviour of FE3

Figure 11Error! Bookmark not defined. shows the normal behaviour of FE3. Input signals from the right represent input signals from the collocated CC. Output signals to the right represent information flows to FE4. Input signals from the left and output signals to the left represent information flows from and to FE2 or FE5 as appropriate.

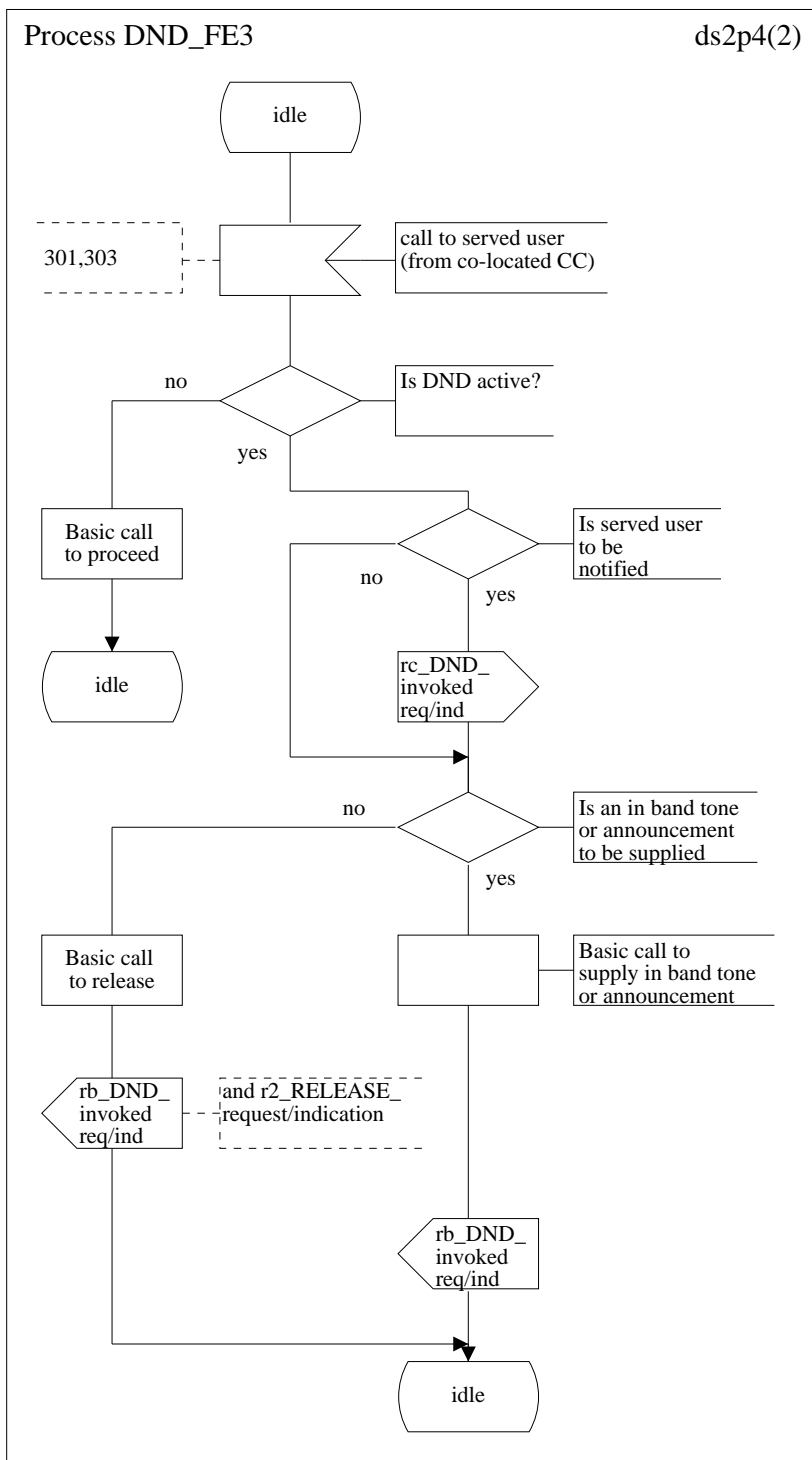


Figure 118 (part 11) - SS-DND, SDL for Functional Entity FE3

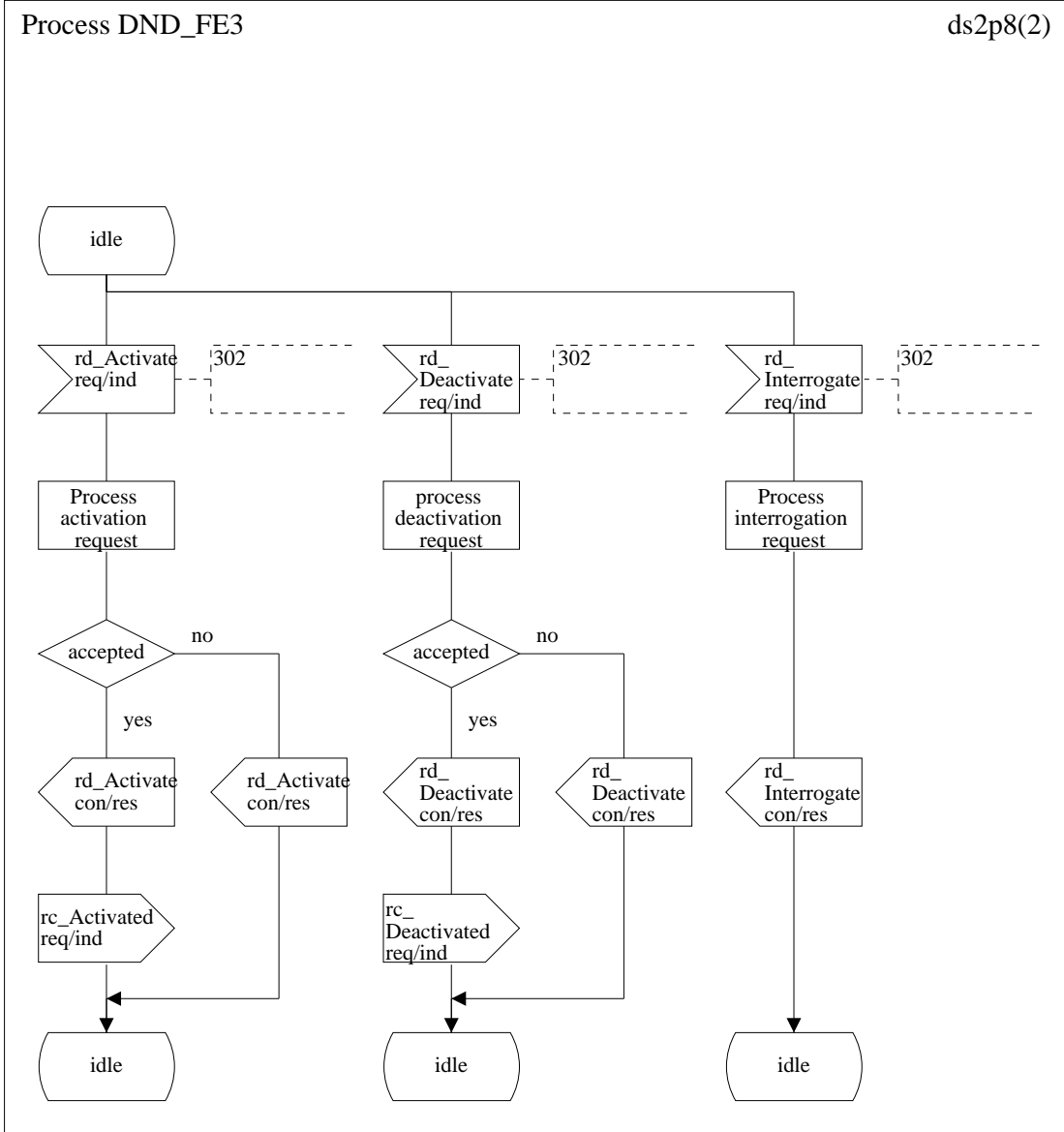


Figure 11Error! Bookmark not defined. (part 22) - SS-DND, SDL for Functional Entity FE3

8.4.4 Behaviour of FE4

Figure 12Error! Bookmark not defined. shows the normal behaviour of FE4. Output signals to the right represent primitives to the called user. Input signals from the left represent information flows from FE3.

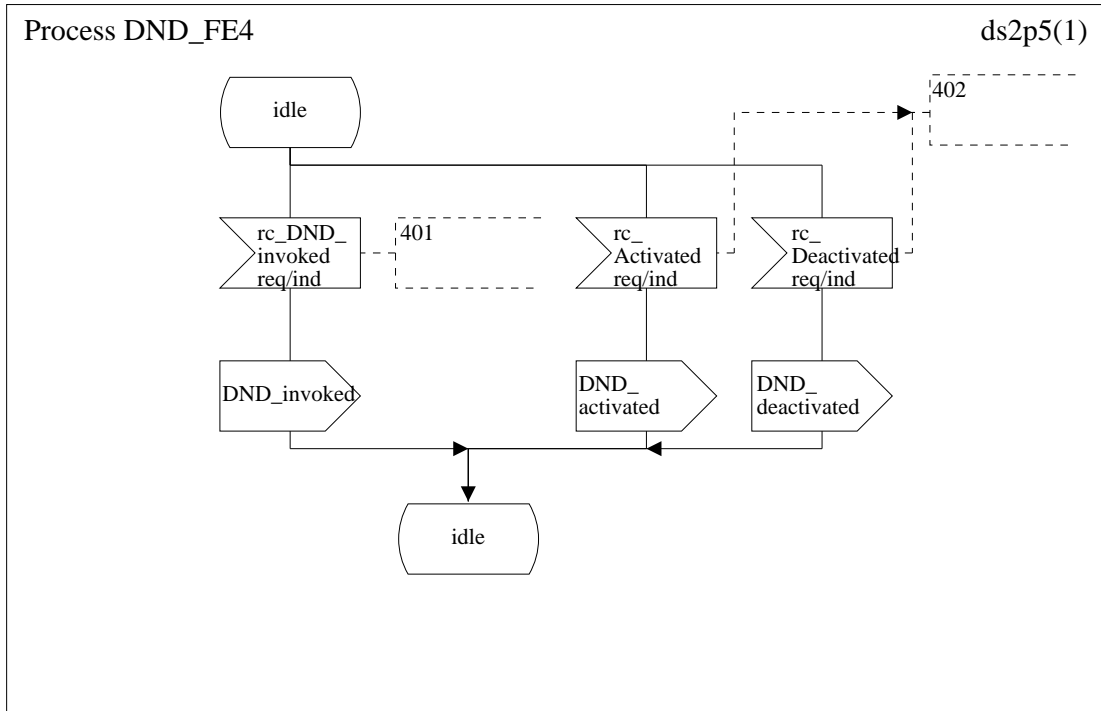


Figure 129 - SS-DND, SDL for Functional Entity FE4

8.4.5 Behaviour of FE5

Figure 13Error! Bookmark not defined. shows the normal behaviour of FE5. Input signals from the left and output signals to the left represent information flows from and to FE6. Input signals from the right and output signals to the right represent information flows from and to FE3.

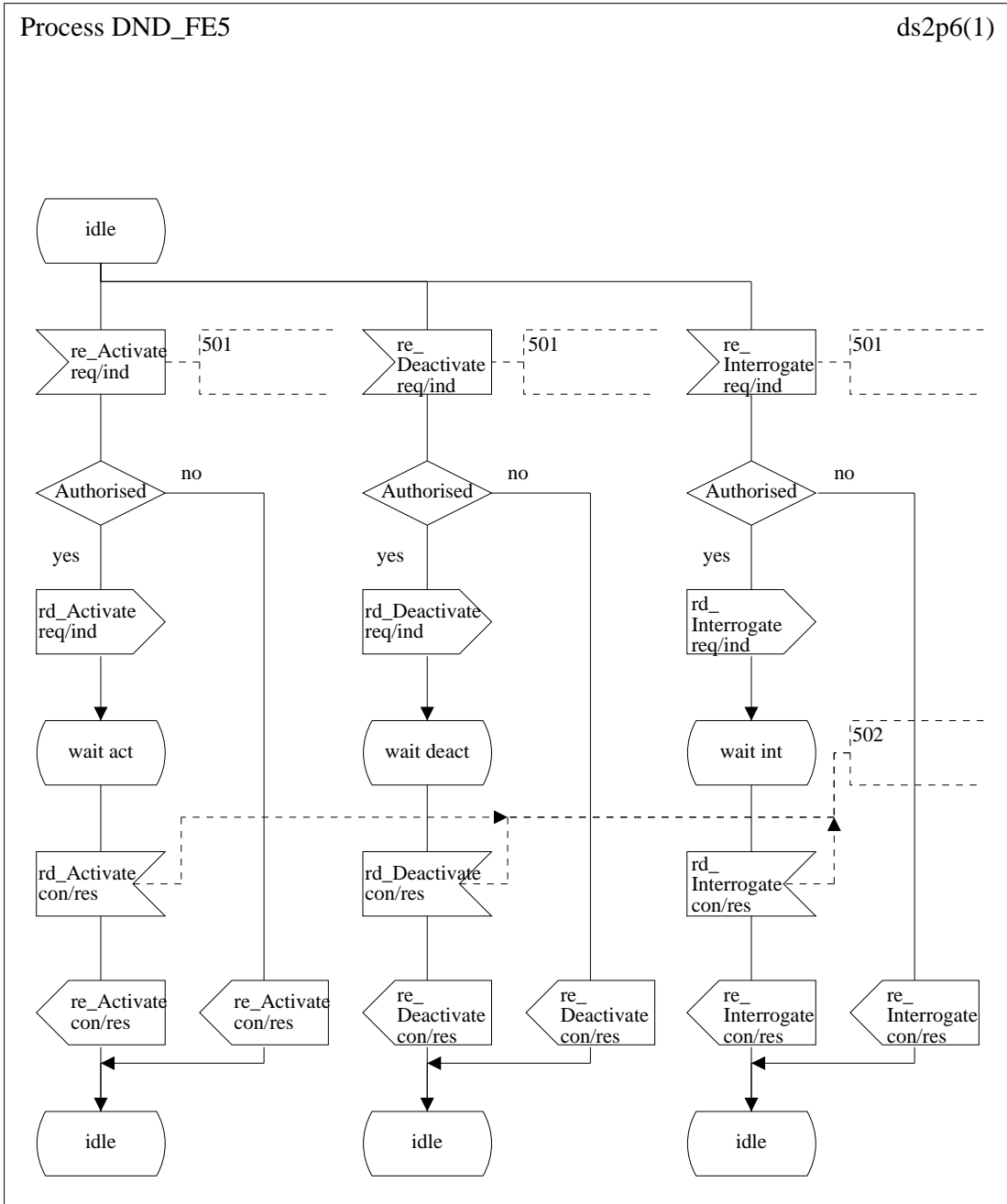


Figure 13 -10 SS-DND, SDL for Functional Entity FE5

8.4.6 Behaviour of FE6

Figure 14Error! Bookmark not defined. shows the normal behaviour of FE6. Input signals from the left and output signals to the left represent primitives from and to the (de)activating/interrogating user. Input signals from the right and output signals to the right represent information flows from and to FE5.

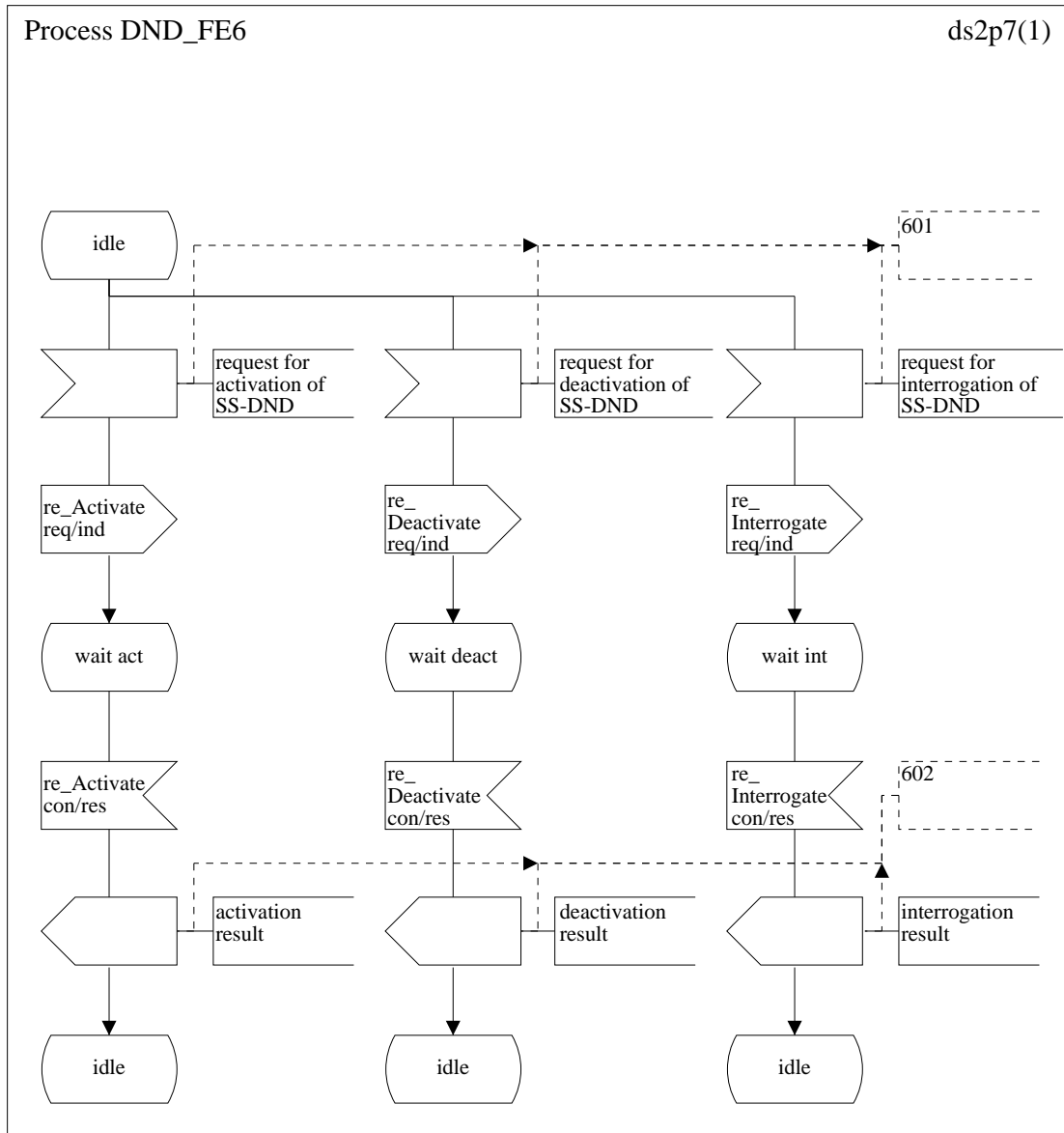


Figure 1411 - SS-DND, SDL for Functional Entity FE6

8.5 Allocation of Functional Entities to physical equipment

The allocation of FEs to physical locations as shown in tables 12**Error! Bookmark not defined.** and 13**Error! Bookmark not defined.** shall apply. Where a terminal involved is stimulus with respect to SS-DND, any FE shown as residing in the corresponding user's TE shall reside in that user's PTNX.

Table 12 - Scenarios for the allocation of FEs to physical equipment for normal operation

	FE1	FE2	FE3	FE4
Scenario 1	Originating TE	Originating PTNX	Terminating PTNX	Terminating TE

Table 13 - Scenarios for the allocation of FEs to physical equipment for activation/deactivation/interrogation

	FE6	FE5	FE3	FE4
Scenario 2	Served User TE	Served User PTNX	Served User PTNX	Served User TE
Scenario 3	(De)activating/ interrogating User TE	(De)activating/ interrogating User TE	Served User PTNX	Served User TE

8.6 Interworking considerations

On an incoming call from another network:

- 1 If the other network supports SS-DND, then FE1 and FE2 shall be in the other network (see table 14,**Error! Bookmark not defined.** scenario 4**Error! Bookmark not defined.**).
- 2 If the other network does not support SS-DND, then FE2 is in the gateway PTNX. The behaviour of FE2 towards the other network may be implementation dependent and may depend on the requirements of the other network (see table 14,**Error! Bookmark not defined.** scenario 5**Error! Bookmark not defined.**).

Table 14 - Scenarios for the allocation of FEs to physical equipment for normal operation in the case of interworking with another network

	FE1	FE2	FE3	FE4
Scenario 4	Other network	Other network	Terminating PTNX	Terminating TE
Scenario 5		Gateway PTNX	Terminating PTNX	Terminating TE

9 SS-DNDO stage 2 specification

The stage 2 specification provides for two different methods for the operation of SS-DNDO within the network. With the path retention method, if a called user with SS-DND active is encountered the network connection between the Originating CC and the Destination CC is not released in accordance with the procedures of SS-DND but instead is retained awaiting a possible request for SS-DNDO. With the non-retention method, if a called user with SS-DND active is encountered and the basic call SETUP request/indication was not accompanied by a request for SS-DNDO, the network connection is released in accordance with the procedures of SS-DND. Therefore, with the non-retention method, if SS-DNDO is requested after encountering a called user with SS-DND active a new network connection has to be established.

Either of the methods can be used to support any of the three methods of invoking SS-DNDO described in 7.2.2.2 **Error! Bookmark not defined.**

- Network invocation and immediate invocation can be supported by the non-retention method by accompanying the SETUP request/indication with a request for SS-DNDO.
- Network invocation and immediate invocation can be supported by the path retention method by accompanying the SETUP request/indication with a request for path retention and then, when the path is retained because the called user has SS-DND active, requesting SS-DNDO.
- Consultation can be supported by the non-retention method by not accompanying the SETUP request/ indication with a request for SS-DNDO and then, when the connection is released because the called user has SS-DND active, consulting the calling user. SS-DNDO can be requested if necessary by repeating the SETUP request/indication, this time accompanied by a request for SS-DNDO.
- Consultation can be supported by the path retention method by accompanying the SETUP request/indication with a request for path retention and then, when the path is retained because the called user has SS-DND active, consulting the calling user. SS-DNDO can be requested if necessary using the retained connection. If it is determined that SS-DNDO is not required the connection is released.

The stage 3 standard for SS-DNDO at the Q reference point shall support both options, shall permit a PTNX supporting FE2 functionality (see clause 9.1 **Error! Bookmark not defined.**) to support either path retention or non-retention or both, and shall require a PTNX supporting FE3 functionality to support both path retention and non-retention.

9.1 Functional model

9.1.1 Functional model description

The functional model shall comprise the following Functional Entities (FEs):

- FE1 Calling user's service agent;
- FE2 Calling user's service control agent;
- FE3 SS-DND and SS-DNDO detection and control entity.

The following relationships shall exist between these FEs:

- ra between FE1 and FE2;
- rb between FE2 and FE3.

Figure 15 **Error! Bookmark not defined.** shows these FEs and relationships.

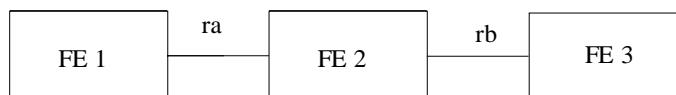


Figure 15 -12 Functional model for SS-DNDO

9.1.2 Description of Functional Entities

9.1.2.1 Calling user's service agent, FE1

This functional entity is responsible for accepting requests for SS-DNDO from the calling user and passing these to FE2. It also receives the information from FE2 that SS-DND has been invoked and that SS-DNDO may be invoked, and is responsible for passing this on to the calling user.

9.1.2.2 Calling user's service control agent, FE2

This functional entity:

- at the time of the original basic call r1_SETUP_request/indication:
 - receives and validates request from FE1 for immediate invocation of SS-DNDO;
 - determines if immediate invocation, network invocation or consultation is applicable to the call;
 - if SS-DNDO is applicable to the call, determines if the path retention method or the non-retention method is to be used and, as appropriate, sends a path retention request or immediate invocation request to FE3 at the time of the original basic call r2_SETUP_request/indication, or retains the call setup information;
- if consultation applies to the call and the conditions for performing consultation are met:
 - informs FE1 that SS-DND is active and SS-DNDO may be requested, and, if appropriate, applies an in band tone or announcement to the information channel;
 - limits the length of the consultation by clearing the call if the calling user has not responded (by requesting SS-DNDO or clearing the call) within the consultation time;
 - receives request (during consultation) from FE1 for invocation of SS-DNDO, sends an appropriate SS-DNDO invocation request (depending on the method used) to FE3, and sends the result of the invocation request to FE1;
- if immediate invocation or network invocation applies and the path retention method is used, on receipt of the information from FE3 that SS-DND is active and SS-DNDO is allowed, sends a SS-DNDO invocation request to FE3.

9.1.2.3 SS-DND and SS-DNDO detection and control entity, FE3

This functional entity:

- on an incoming call with DNDO request to the called user who has SS-DND active, checks if SS-DNDO is allowed; if so, SS-DND is overridden and the call proceeds normally; if not, no action is taken (the procedures of SS-DND apply);
- on an incoming call without DNDO request but with path retention request, if SS-DND is active and SS-DNDO is allowed, retains the path to FE2 and offers FE2 the possibility of invoking SS-DNDO. If required, applies an in band tone or announcement. On receipt of an SS-DNDO request from FE2, checks if SS-DNDO is still allowed and, if so, overrides SS-DND, informing FE2 of the result.

9.1.3 Relationship of functional model to Basic Call functional model

An example of a relationship between the FEs for SS-DNDO and the FEs for the basic call is shown in figure 16

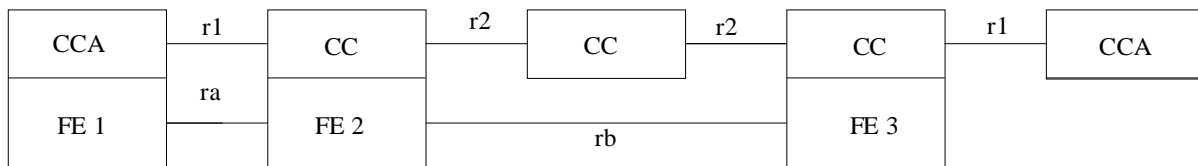


Figure 16 -13 Example relationship between model for SS-DNDO and Basic Call

9.2 Information flows

9.2.1 Definition of information flows

The following information flows shall be supported.

In the tables listing the elements in information flows, the column headed "Request" indicates which of these elements are mandatory (M) and which are optional (O) in a request/indication information flow, and the column headed "Confirm" (confirmed information flows only) indicates which of these elements are mandatory (M) and which are optional (O) in a response/confirmation information flow.

9.2.1.1 ra_DNDO

ra_DNDO is an unconfirmed information flow across ra from FE1 to FE2 which is used to invoke SS-DNDO as part of the original call setup.

There are no elements within the ra_DNDO information flow.

9.2.1.2 ra_DNDO_INV

ra_DNDO_INV is a confirmed information flow across ra from FE1 to FE2 which is used to invoke SS-DNDO. The response indicates one of the following:

- short term denial, e.g. because of congestion;
- long term denial, e.g. because of insufficient DNDOCL;
- success.

Table 15 **Error! Bookmark not defined.** list the elements within the ra_DNDO_INV information flow.

Table 15 - Content of ra_DNDO_INV

Element	Request	Confirm	NOTE
DNDO_INV_result		M	46

NOTE 46

DNDO_INV_result takes one of the values: short-term-denial, long-term-denial, success.

9.2.1.3 ra_INFORM

ra_INFORM is an unconfirmed information flow across ra from FE2 to FE1 which is used to inform the calling user that SS-DND has been invoked and that the calling user may request invocation of SS-DNDO.

There are no elements within the ra_INFORM information flow.

9.2.1.4 rb_DNDO

rb_DNDO is an unconfirmed information flow across rb from FE2 to FE3 which is used to invoke SS-DNDO.

Table 16 **Error! Bookmark not defined.** lists the elements within the rb_DNDO information flow.

Table 16 - Content of rb_DNDO

Element	Request	NOTE
DNDO Capability Level	M	

9.2.1.5 rb_DNDO_ACT

rb_DNDO_ACT is an unconfirmed information flow across rb from FE2 to FE3 which is used to indicate that, if the called user has SS-DND active and SS-DNDO is allowed, the network connection is to be retained.

Table 17 **Error! Bookmark not defined.** lists the elements within the rb_DNDO_ACT information flow.

Table 17 - Content of rb_DNDO_ACT

Element	Request	NOTE
DNDO Capability Level	M	

9.2.1.6 rb_DNDO_available

rb_DNDO_available is an unconfirmed information flow across rb from FE3 to FE2 which is used (following receipt of rb_DNDO_ACT) to indicate that the called user has SS-DND active, SS-DNDO is allowed and the path is retained.

There are no elements within the rb_DNDO_available information flow.

9.2.1.7 rb_DNDO_INV

rb_DNDO_INV is a confirmed information flow across rb from FE2 to FE3 which is used to invoke SS-DNDO when, after encountering SS-DND active, the path between FE2 and FE3 has been retained. The response indicates one of the following:

- short term denial, e.g. because of congestion;
- long term denial, e.g. because of insufficient DNDOCL;
- success.

Table 18 **Error! Bookmark not defined.** lists the elements within the rb_DNDO_INV information flow.

Table 18 - Content of rb_DNDO_INV

Element	Request	Confirm	NOTE
DNDO_INV_result		M	47

NOTE 47

DNDO_INV_result takes one of the values: short-term-denial, long-term-denial, success.

9.2.2 Relationship of information flows to Basic Call information flows

ra_DNDO request/indication shall be sent in conjunction with basic call information flow r1_SETUP.

ra_DNDO_INV request/indication shall be sent independently of a basic call information flow.

ra_DNDO_INV response/confirmation shall be sent:

- together with r1_DISCONNECT_request/indication if this is sent at the same time;
- otherwise independently of a basic call information flow.

ra_INFORM request/indication shall be sent:

- with r1_REPORT request/indication (specifying Report Type = "call rejection" and Call History = "In-band information") if a tone or announcement is to be given to the calling user and no r1_REPORT request/indication has previously been sent;
- independently of any basic call information flow if a tone or announcement is to be given to the calling user and r1_REPORT request/indication has previously been sent;
- independently of any basic call information flow if no tone or announcement is to be given to the calling user.

rb_DNDO_request/indication shall be sent in conjunction with basic call information flow r2_SETUP_request/indication.

rb_DNDO_ACT request/indication shall be sent in conjunction with basic call information flow r2_SETUP_request/indication.

rb_DNDO request/indication and DNDO_ACT request/indication shall not be sent in conjunction with the same basic call information flow r2_SETUP_request/indication.

rb_DNDO_available request/indication shall be sent:

- independently of any basic call information flow if no tone or announcement is to be given by FE3 to the calling user;
- with r2_REPORT request/indication (specifying Report Type = "call rejection" and Call History = "In-band information") if a tone or announcement is to be given by FE3 to the calling user and no r2_REPORT request/indication has previously been sent;
- independently of any basic call information flow if a tone or announcement is to be given by FE3 to the calling user and r2_REPORT request/indication has previously been sent.

rb_DNDO_INV request/indication shall be sent independently of a basic call information flow.

rb_DNDO_INV response/confirmation shall be sent:

- together with r2_RELEASE request/indication if this is sent at the same time;
- otherwise independently of a basic call information flow.

Table 19 **Error! Bookmark not defined.** summarizes the relationship of the SS-DNDO information flows with those of the basic call.

Table 19 - Relationship of the SS-DNDO information flow with the Basic Call

Information flow		Independent of basic call flow	With basic flow	Basic call flows
ra_DNDO	request	no	yes	r1_SETUP_request/indication
ra_DNDO_INV	request	yes	no	
ra_DNDO_INV	confirm	yes	yes	r1_DISCONNECT_request/indication
ra_INFORM	request	yes	yes	r1_REPORT_request/indication
rb_DNDO	request	no	yes	r2_SETUP_request/indication
rb_DNDO_ACT	request	no	yes	r2_SETUP_request/indication
rb_DNDO_available	request	yes	yes	r2_REPORT_request/indication
rb_DNDO_INV	request	yes	no	
rb_DNDO_INV	confirm	yes	yes	r2_RELEASE_request/indication

9.2.3 Information flow sequences

A stage 3 standard for SS-DNDO shall provide signalling procedures in support of the information flow sequences specified below. In addition, signalling procedures should be provided to cover other sequences arising from error situations, interactions with basic call, interactions with other supplementary services, different topologies, etc..

In the figures, SS-DNDO information flows are represented by solid arrows and basic call information flows and SS-DND information flows are represented by broken arrows. An ellipse embracing two information flows indicates that the two information flows occur simultaneously. Within a column representing an SS-DNDO functional entity, the numbers refer to functional entity actions listed below in 9.30.

9.2.3.1 Normal operation of SS-DNDO, immediate invocation, non-retention method

Figure 17-14 shows the information flow sequence for normal operation of SS-DNDO for the case of immediate invocation by the calling user with the use of the non-retention method by the network.

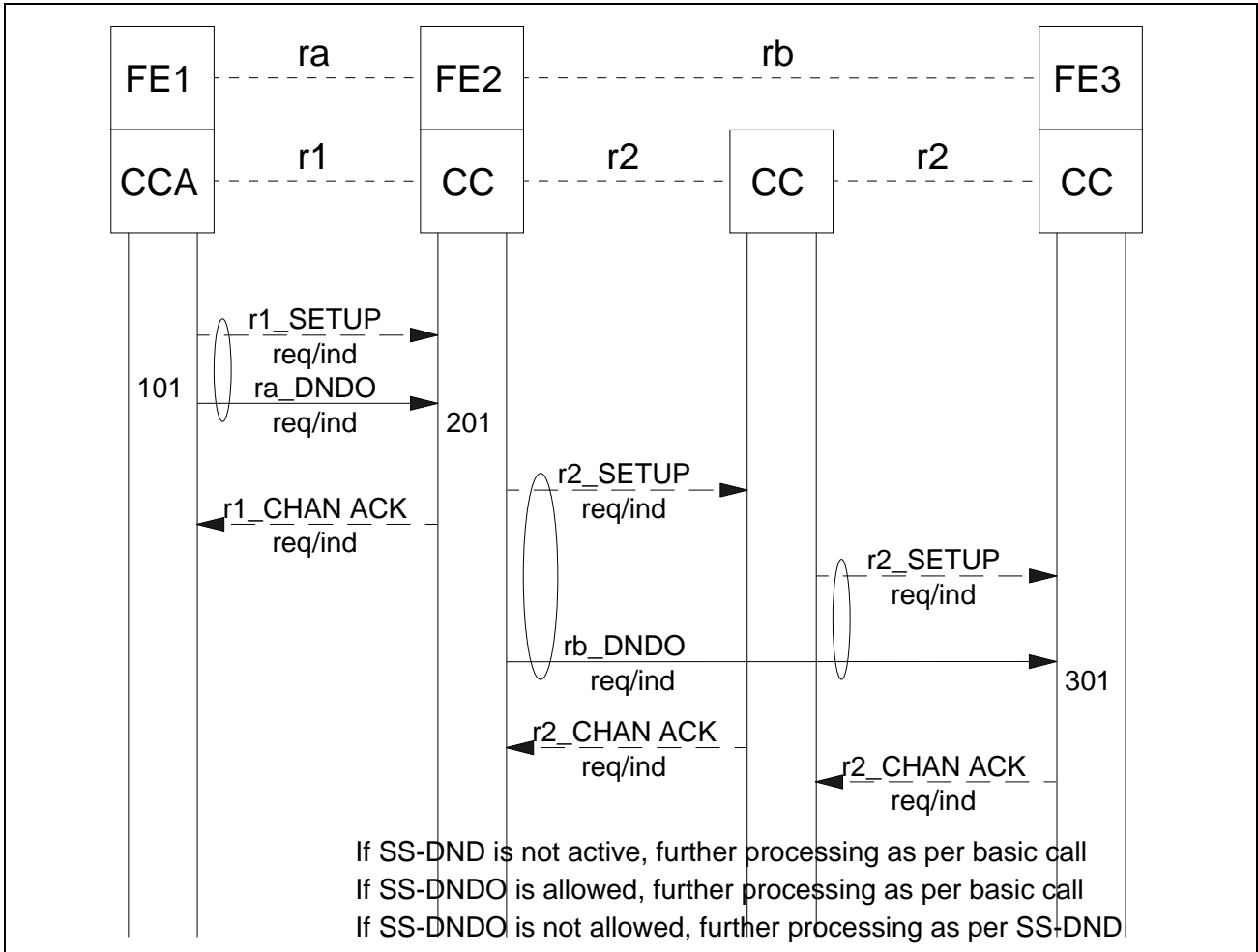


Figure 17 -14 Information flow sequence - normal operation of SS-DNDO - immediate invocation, non-retention method

9.2.3.2 Normal operation of SS-DNDO, immediate invocation, path retention method

Figure 18Error! Bookmark not defined. shows the information flow sequence for normal operation of SS-DNDO for the case of immediate invocation by the calling user with the use of the path retention method by the network, for the particular case that SS-DND is active and SS-DNDO is allowed at the time of the initial call request.

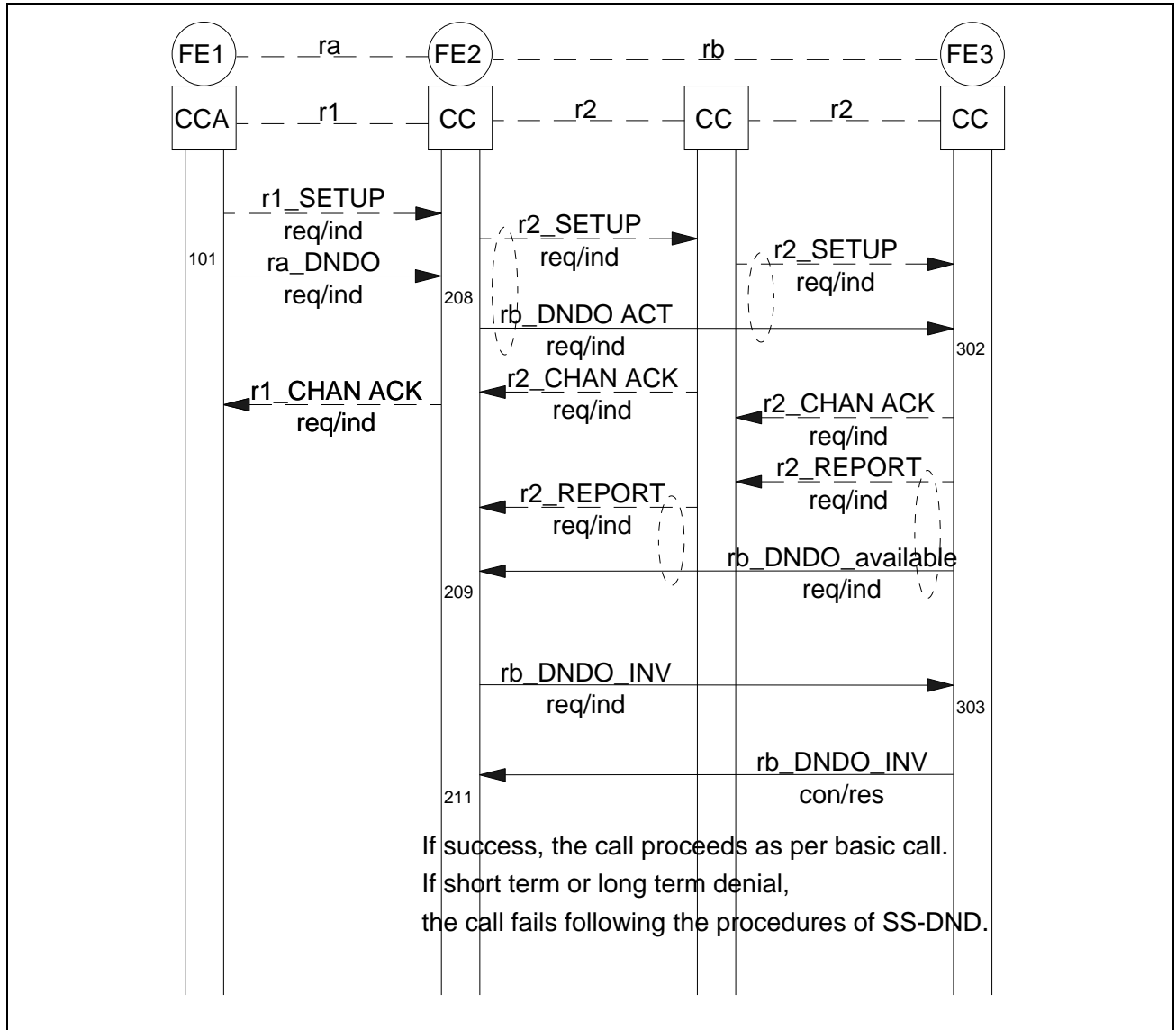


Figure 18 -15 Information flow sequence - normal operation of SS-DNDO - immediate invocation, path retention method

9.2.3.3 Normal operation of SS-DNDO, network invocation, non-retention method

Figure 19-16 shows the information flow sequence for normal operation of SS-DNDO for the case of invocation by the network with the use of the non-retention method by the network.

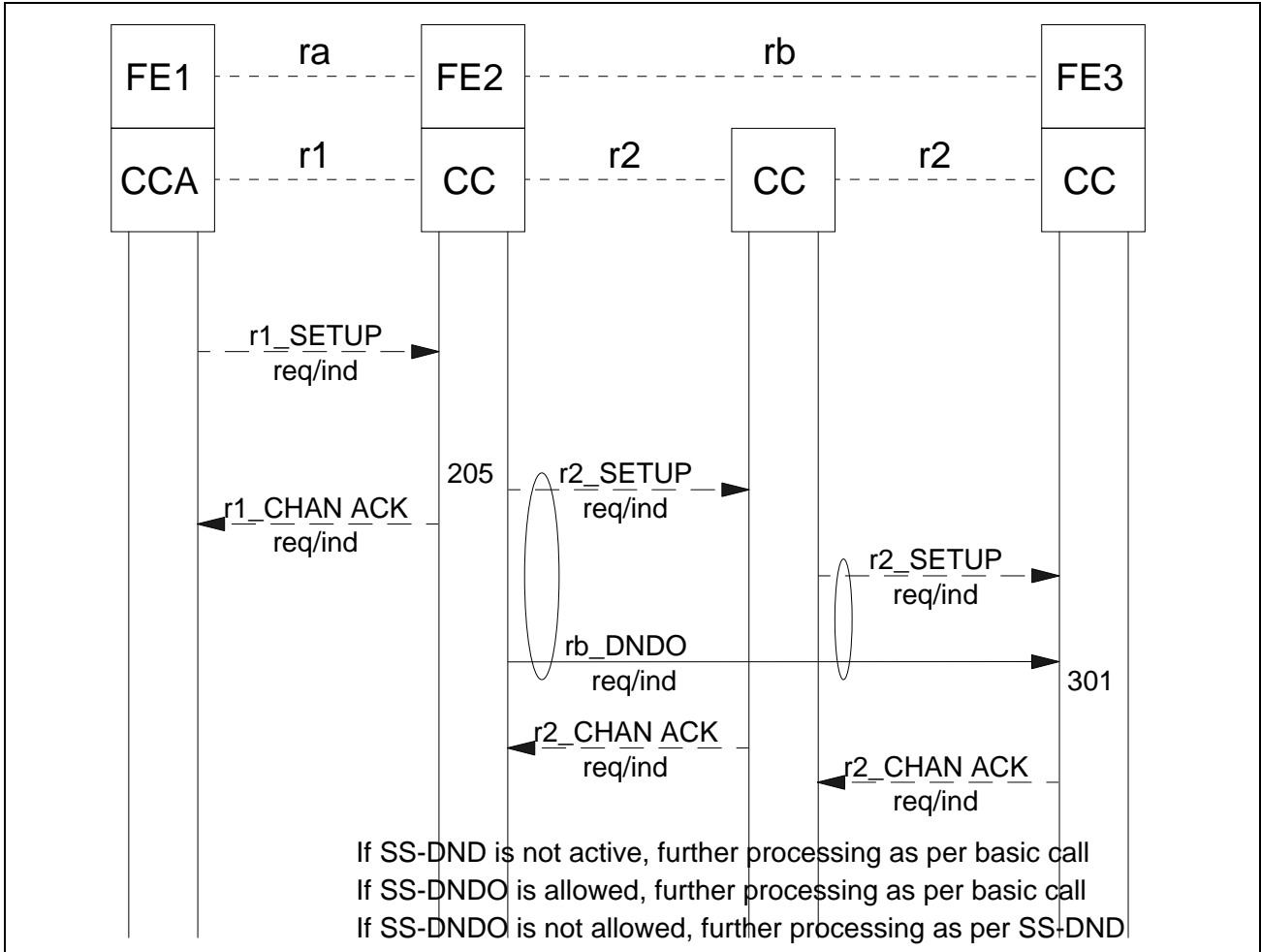


Figure 19 -16 Information flow sequence - normal operation of SS-DNDO - network invocation, non-retention method

9.2.3.4 Normal operation of SS-DNDO, network invocation, path retention method

Figure 20Error! Bookmark not defined. shows the information flow sequence for normal operation of SS-DNDO for the case of invocation by the network with the use of the path retention method by the network.

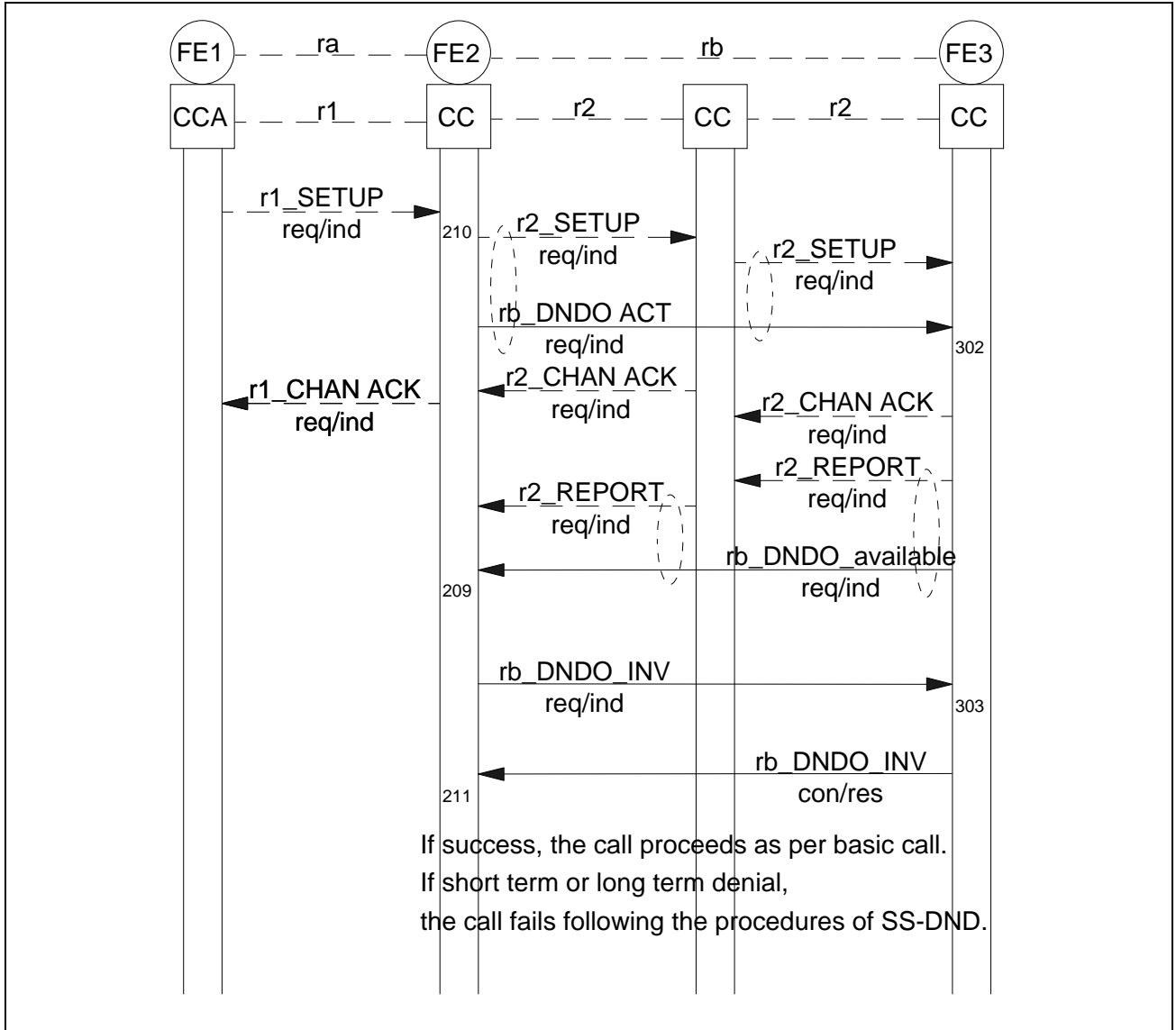


Figure 20 -17 Information flow sequence - normal operation of SS-DNDO - network invocation, path retention method

9.2.3.6 Normal operation of SS-DNDO, consultation, non-retention method, in-band tone or announcement from FE3, SS-DNDO invoked

Figure 22Error! Bookmark not defined. shows the information flow sequence for normal operation of SS-DNDO for the case of consultation with the use of the non-retention method by the network. In this particular information flow sequence, SS-DND is active at the called user and the calling user has sufficient DNDO Capability Level to override DND, and the calling user requests invocation of SS-DNDO. During the consultation an in band tone or announcement is given by FE3, and FE2 releases the original call between the Originating CC and the Destination CC following the calling user request for invocation of SS-DNDO.

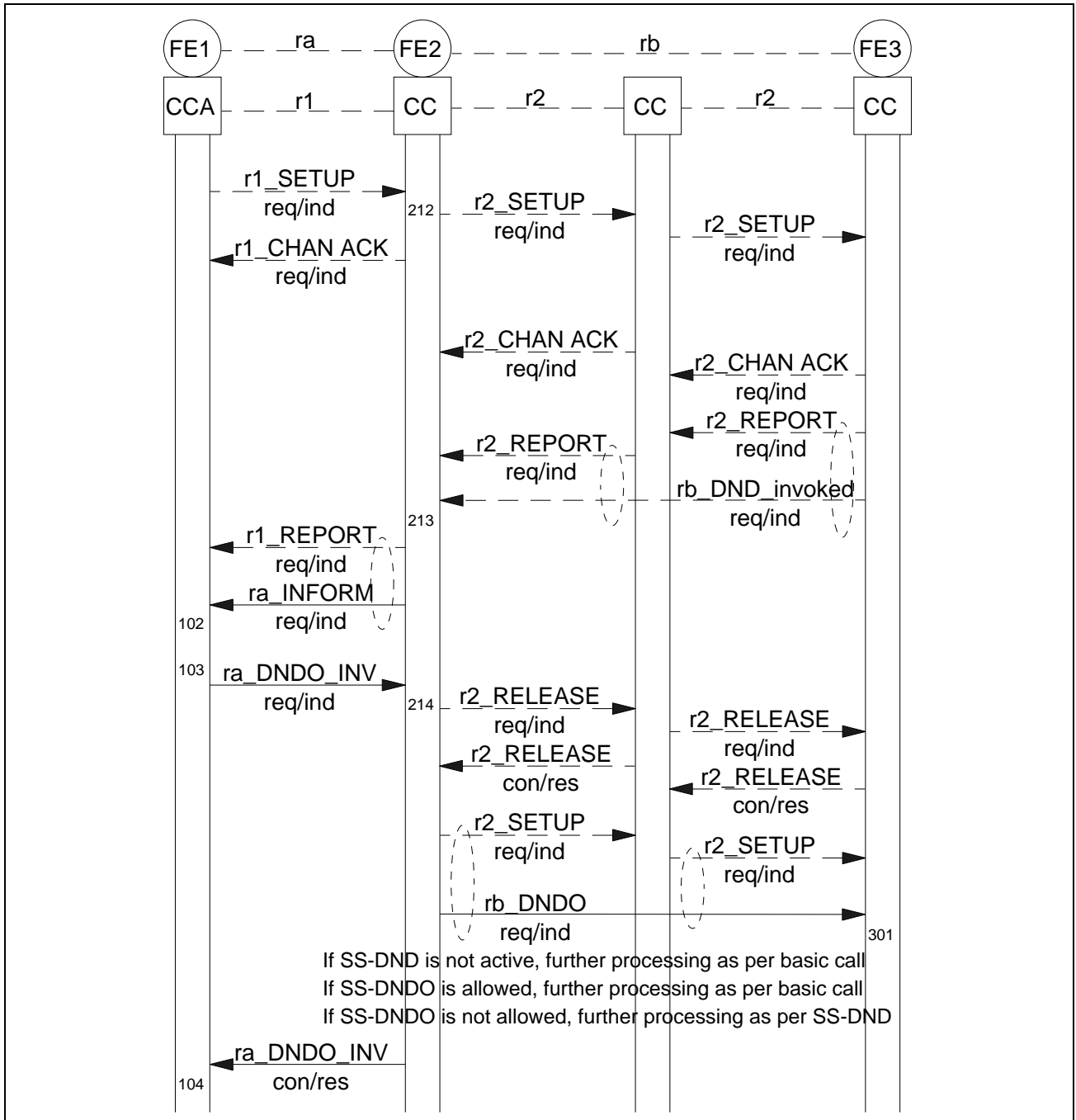


Figure 22 -19 Information flow sequence - normal operation of SS-DNDO - consultation, non-retention method, in band tone from FE3, calling user invokes SS-DNDO

9.2.3.7 Normal operation of SS-DNDO, consultation, non-retention method, SS-DNDO invoked

Figure 23Error! Bookmark not defined. shows the information flow sequence for normal operation of SS-DNDO for the case of consultation with the use of the non-retention method by the network. In this particular information flow sequence, SS-DND is active at the called user and the calling user has sufficient DNDO Capability Level to override DND, and the calling user requests invocation of SS-DNDO. FE3 releases the original call on invocation of SS-DND and during the consultation an in band tone or announcement is given by FE2.

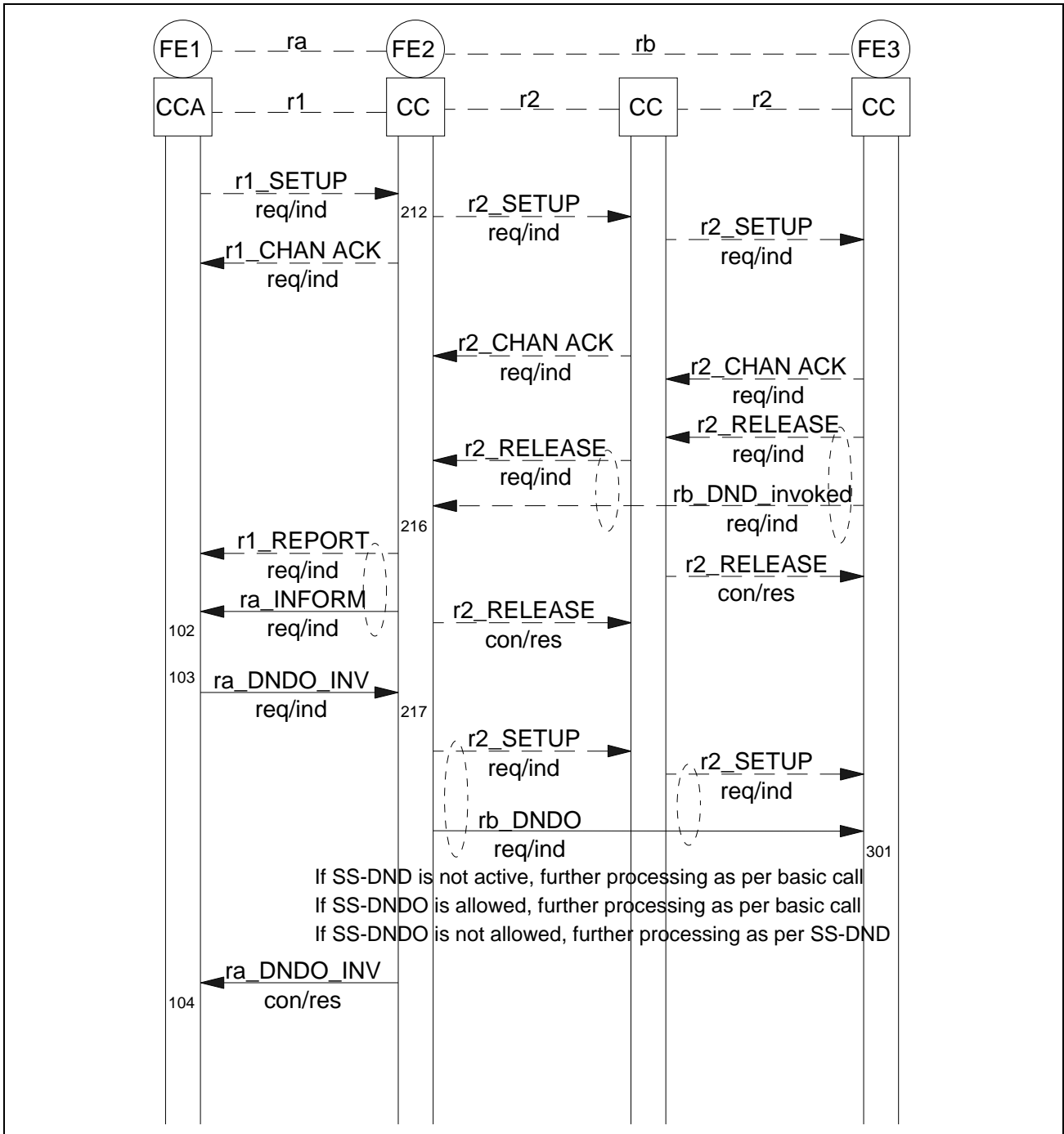


Figure 23 -20 Information flow sequence - normal operation of SS-DNDO - consultation, non-retention method, in band tone from FE2, calling user invokes SS-DNDO

9.2.3.8 Normal operation of SS-DNDO, consultation, path retention method, SS-DNDO not allowed

Figure 24Error! Bookmark not defined. shows the information flow sequence for normal operation of SS-DNDO for the case of consultation with the use of the path retention method by the network. In this particular information flow sequence, SS-DND is active at the called user and the calling user has too low a DNDO Capability Level to override DND, so the call fails following the procedures of SS-DND.

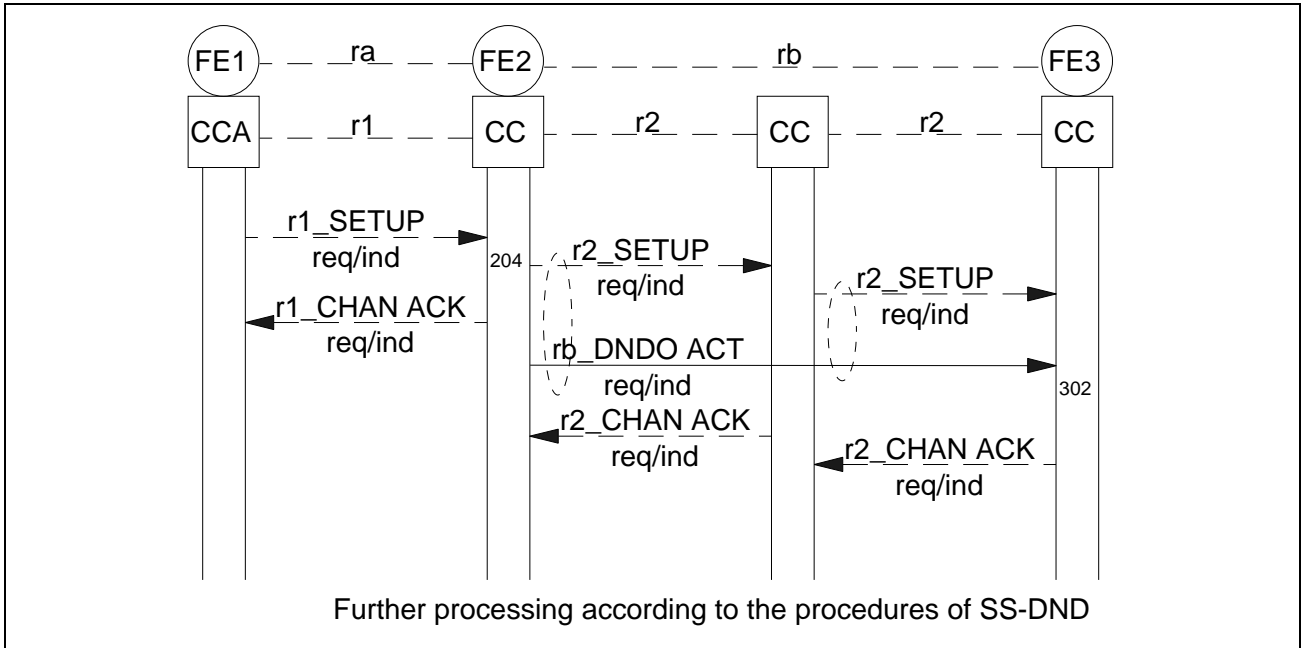


Figure 24 -21 Information flow sequence - normal operation of SS-DNDO - consultation, path retention method, SS-DNDO not allowed

9.2.3.9 Normal operation of SS-DNDO, consultation, path retention method, calling user releases

Figure 25Error! Bookmark not defined. shows the information flow sequence for normal operation of SS-DNDO for the case of consultation with the use of the path retention method by the network. In this particular information flow sequence, SS-DND is active at the called user and the calling user has sufficient DNDO Capability Level to override DND, but the calling user chooses to release the call.

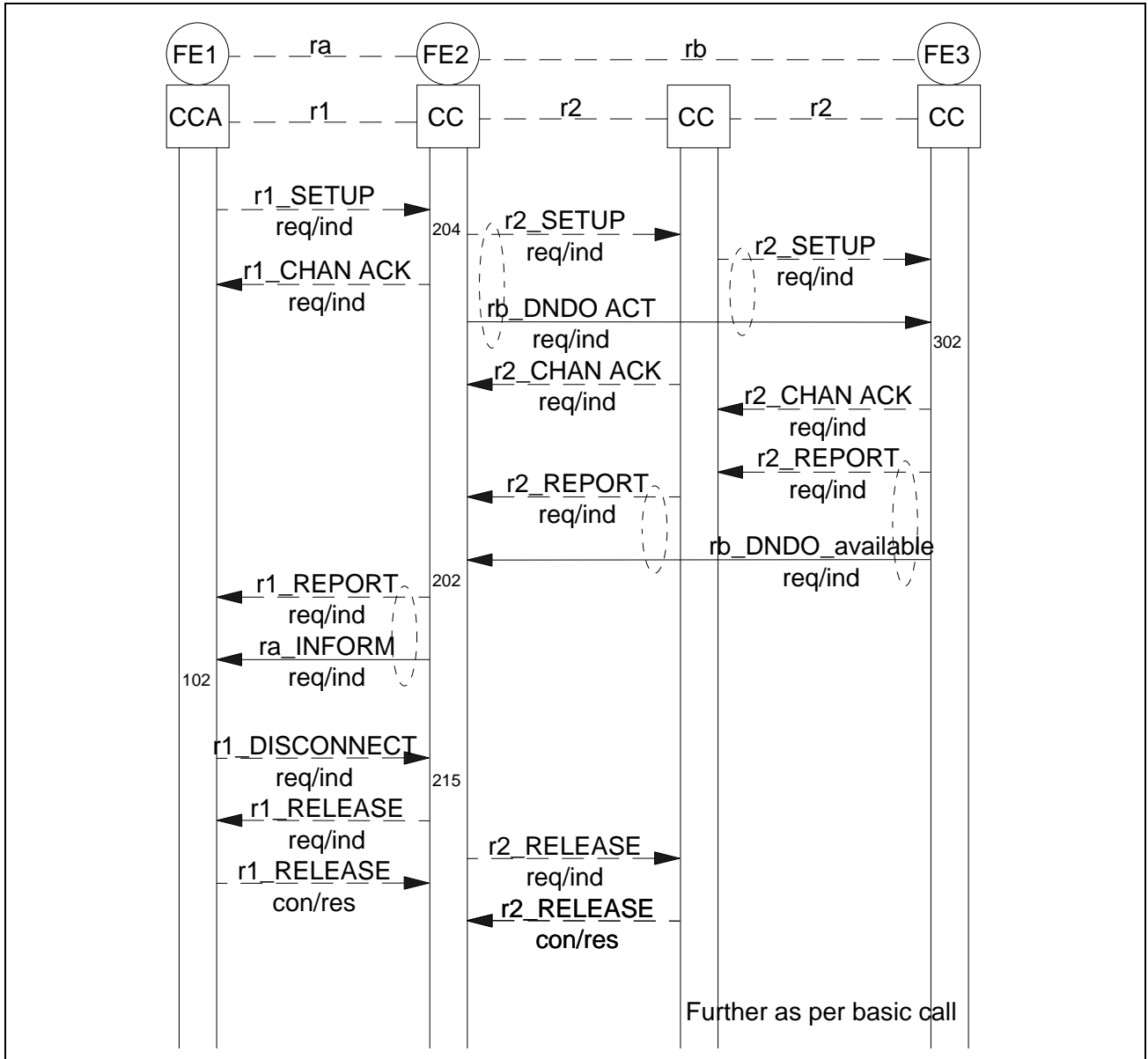


Figure 25 -22 Information flow sequence - normal operation of SS-DNDO - consultation, path retention method, SS-DNDO allowed, calling user releases call

9.2.3.10 Normal operation of SS-DNDO, consultation, non-retention method, calling user releases

Figure 26Error! Bookmark not defined. shows the information flow sequence for normal operation of SS-DNDO for the case of consultation with the use of the non-retention method by the network. In this particular information flow sequence, SS-DND is active at the called user and the calling user has sufficient DNDO Capability Level to override DND, but the calling user chooses to release the call. FE3 releases the original call on invocation of SS-DND and during the consultation an in band tone or announcement is given by FE2.

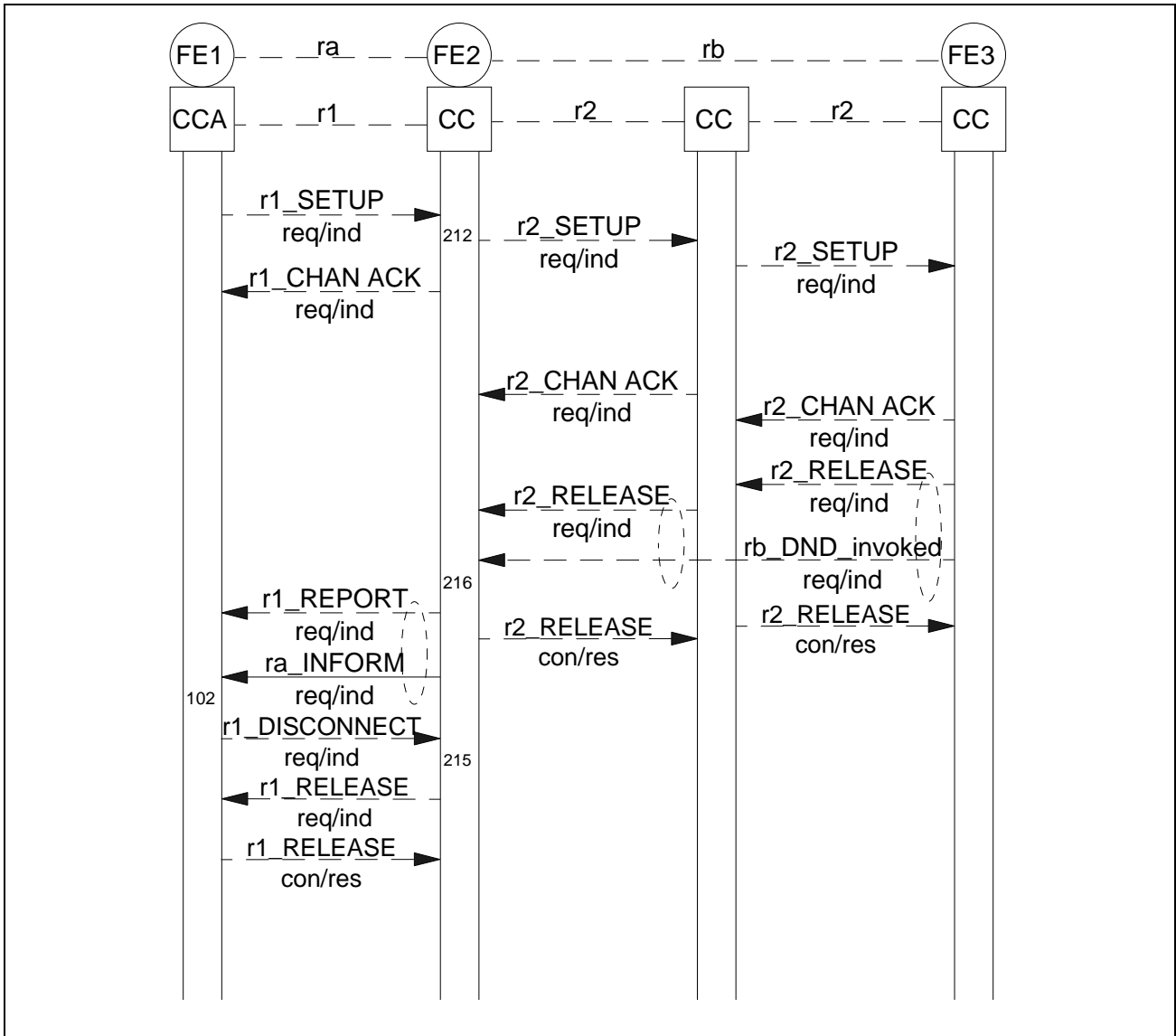


Figure 26 -23 Information flow sequence - normal operation of SS-DNDO - consultation, non-retention method, in band tone from FE2, calling user releases

9.2.3.12 Normal operation of SS-DNDO, consultation, non-retention method, calling user does not respond within consultation time

Figure 28Error! Bookmark not defined. shows the information flow sequence for normal operation of SS-DNDO for the case of consultation with the use of the non-retention method by the network. In this particular information flow sequence, SS-DND is active at the called user and the calling user has sufficient DNDO Capability Level to override DND, but the calling user does not respond within the time limit. FE3 releases the original call on invocation of SS-DND and, during the consultation an in band tone or announcement is given by FE2.

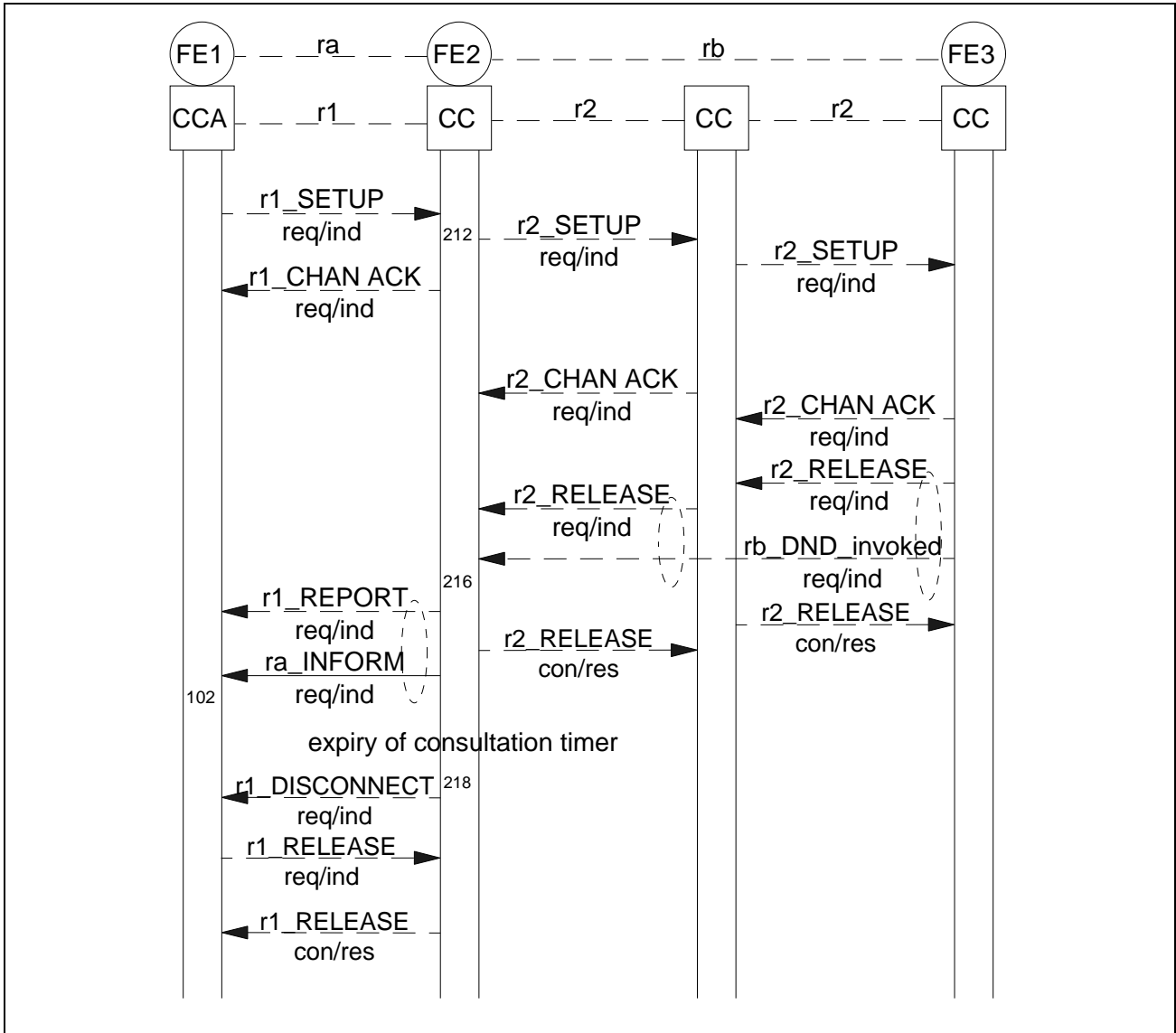


Figure 28 -25 Information flow sequence - normal operation of SS-DNDO - consultation, non-retention method, in band tone from FE2, calling user does not respond

9.3 Functional Entity actions

9.3.1 Functional Entity actions of FE1

- 101 The DNDO request primitive from the calling user is processed and, together with the basic call information flow r1_SETUP_request, a ra_DNDO_request shall be sent to FE2.
- 102 The ra_INFORM_indication is processed (in addition to the basic call actions resulting from the processing of the REPORT_indication, if received together with ra_INFORM indication). A primitive marked as "call has failed due to SS-DND, SS-DNDO possible" shall be sent to the calling user.
- 103 The DNDO request primitive from the calling user is processed and a ra_DNDO_INV_request shall be sent to FE2.
- 104 The ra_DNDO_INV confirmation is processed and an appropriate primitive shall be sent to the calling user.

9.3.2 Functional Entity actions of FE2

- 201 The ra_DNDO_indication is processed and, together with the basic call information flow r2_SETUP_request, a rb_DNDO_request shall be sent to FE3.
- 202 The rb_DNDO_available_request/indication is processed. An ra_INFORM_request shall be sent to FE1 and the consultation timer shall be started.
- 203 The ra_DNDO_INV_indication is processed, and a rb_DNDO_INV_request shall be sent to FE3. The consultation timer shall be stopped.
- 204 A rb_DNDO_ACT request shall be sent, together with the basic call information flow r2_SETUP_request, to FE3.
- 205 A rb_DNDO_request shall be sent, together with the basic call information flow r2_SETUP_request, to FE3.
- 206 On expiry of the consultation timer, the call shall be released both towards the CCA and the next CC.
- 207 The rb_DNDO_INV_confirmation is processed and a ra_DNDO_INV_response shall be sent to FE1.
- 208 The ra_DNDO_indication is processed and, together with the basic call information flow r2_SETUP_request/indication, a rb_DNDO_ACT_request shall be sent to FE3.
- 209 The rb_DNDO_available request/indication is processed. An rb_DNDO_INV shall be sent to FE3.
- 210 An rb_DNDO_ACT_request shall be sent, together with the r2_SETUP_request, to FE3.
- 211 The rb_DNDO_INV indication is processed.
- 212 All the information in the basic call SETUP shall be retained.
- 213 Instruct collocated SS-DND process to suppress sending of ra_DND_invoked_request/indication to FE1. An ra_INFORM_request shall be sent to FE1 and the consultation timer shall be started.
- 214 The ra_DNDO_INV_indication is processed. The consultation timer shall be stopped. The original call shall be released in the direction of the next CC and the basic call process shall be stimulated to setup a new basic call with the information retained from the original call setup, and an rb_DNDO_request shall be sent, together with the basic call information flow r2_SETUP_request, to FE3. Then:
 - If the call fails because of SS-DND active and SS-DND is not allowed, then an ra_DNDO_INV_confirmation with result "long term denial" shall be sent to FE1;
 - If the call fails for some other temporary reason in the PTN (e.g. congestion), then an ra_DNDO_INV_confirmation with result "short term denial" shall be sent to FE1;
 - If SS-DND is successfully overridden then an ra_DNDO_INV_confirmation with result "success" shall be sent to FE1.
- 215 The consultation timer shall be stopped.
- 216 Instruct collocated SS-DND process to suppress sending of ra_DND_invoked_request/indication to FE1. An in band tone or announcement source shall be applied to the information channel and, unless

an r1_REPORT request has already been sent in connection with some other supplementary service, an r1_REPORT_request shall be sent to the CCA. An ra_INFORM_request shall be sent to FE1 and the consultation timer shall be started.

217 The ra_DNDO_INV_indication is processed. The consultation timer shall be stopped. The basic call process shall be stimulated to setup a new basic call with the information retained from the original call setup, and an rb_DNDO_request shall be sent, together with the basic call information flow r2_SETUP_request, to FE3. Then:

- If the call fails because of SS-DND active and SS-DND is not allowed, then an ra_DNDO_INV_confirmation with result "long term denial" shall be sent to FE1;
- If the call fails for some other temporary reason in the PTN (e.g. congestion), then an ra_DNDO_INV_confirmation with result "short term denial" shall be sent to FE1;
- If SS-DND is successfully overridden then an ra_DNDO_INV_confirmation with result "success" shall be sent to FE1.

218 On expiry of the consultation timer, the call shall be released towards the CCA.

9.3.3 Functional Entity actions of FE3

301 The rb_DNDO_indication is processed.

- If SS-DND is not active at the called user, then no action shall be taken (the call proceeds normally as a basic call);
- If SS-DND is active at the called user, and SS-DNDO is allowed, then SS-DND shall be overridden and the call shall proceed normally as a basic call;
- If SS-DND is active at the called user, and SS-DNDO is not allowed, then the call shall be rejected following the procedures of SS-DND.

302 The rb_DNDO_ACT_indication is processed. If SS-DND is active at the called user and DNDO is allowed, then an rb_DNDO_available request/indication shall be sent to FE2. For those basic services that require an in band tone or announcement, FE3 shall apply an in band tone or announcement and, unless an r2_REPORT_request has already been sent in conjunction with some other supplementary service, an r2_REPORT_request shall be sent to the preceding CC.

303 The rb_DNDO_INV_indication is processed.

- If SS-DND is not active or is active and SS-DNDO is allowed, then the call shall proceed normally as a basic call and an rb_DNDO_INV_response (with result "success") shall be sent to FE2;
- If SS-DND is active and SS-DNDO is not allowed the call shall fail following the procedures of SS-DND and an rb_DNDO_INV_response (with result "short term denial" or "long term denial" as appropriate) shall be sent to FE2.

9.4 Functional Entity behaviour

The FE behaviours shown below are intended to illustrate typical FE behaviour in terms of information flows sent and received.

The behaviour of each FE is shown using the Specification and Description Language (SDL) defined in CCITT Rec. Z.100 (1988).

9.4.1 Behaviour of FE1

Figure 29 **Error! Bookmark not defined.** shows the normal behaviour of FE1. Input signals from the left and output signals to the left represent primitives from and to the calling user. Input signals from the right and output signals to the right represent information flows from and to FE2 and input signals from the collocated CCA.

9.4.2 Behaviour of FE2

Figure 30 **Error! Bookmark not defined.** shows the normal behaviour of FE2. Input signals from the left and output signals to the left represent primitives from and to FE1. Input signals from the right and output signals to the right represent information flows from and to FE3 and input signals from the collocated CC or other internal process.

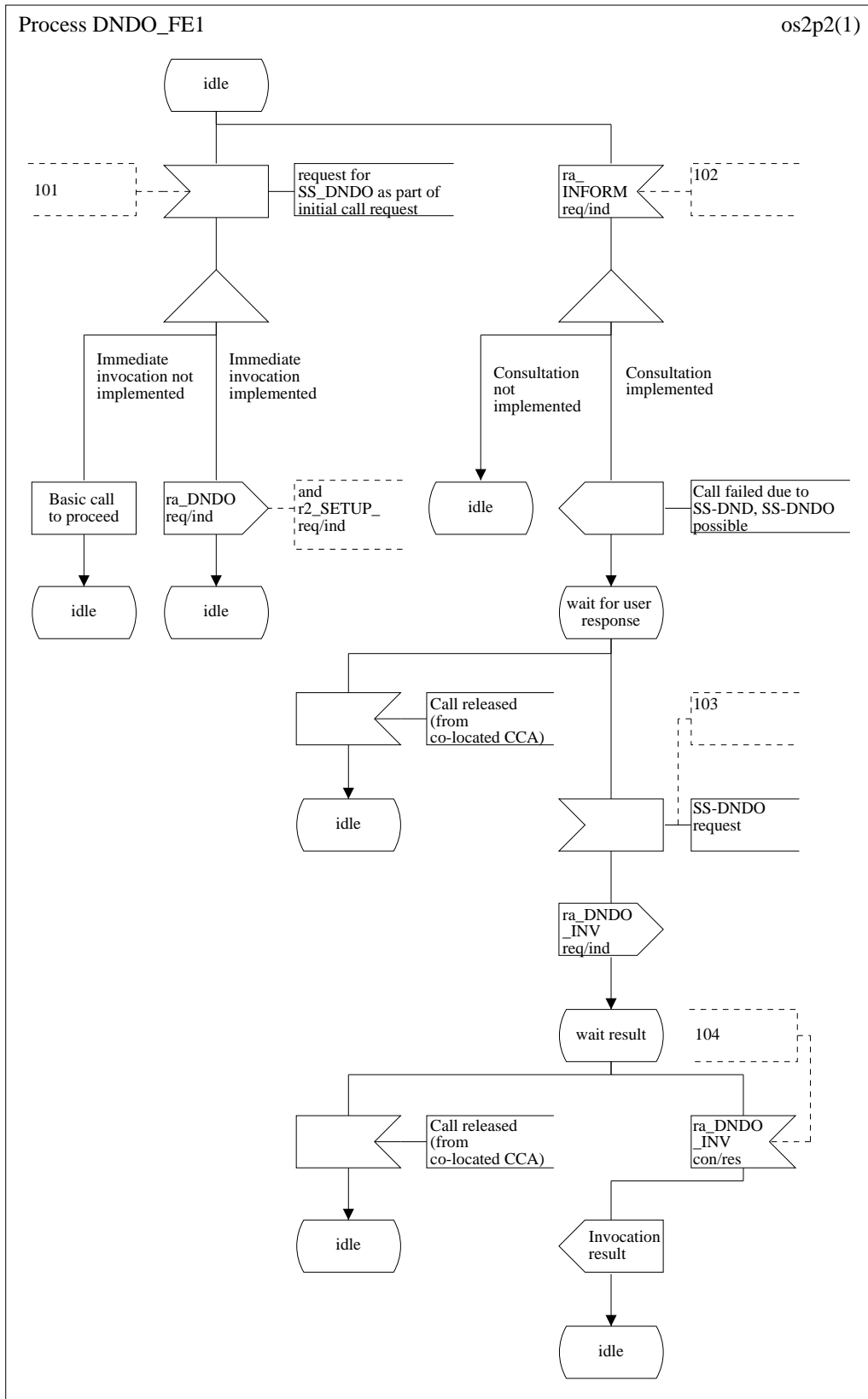


Figure 29 -26 SS-DNDO, SDL for Functional Entity FE1

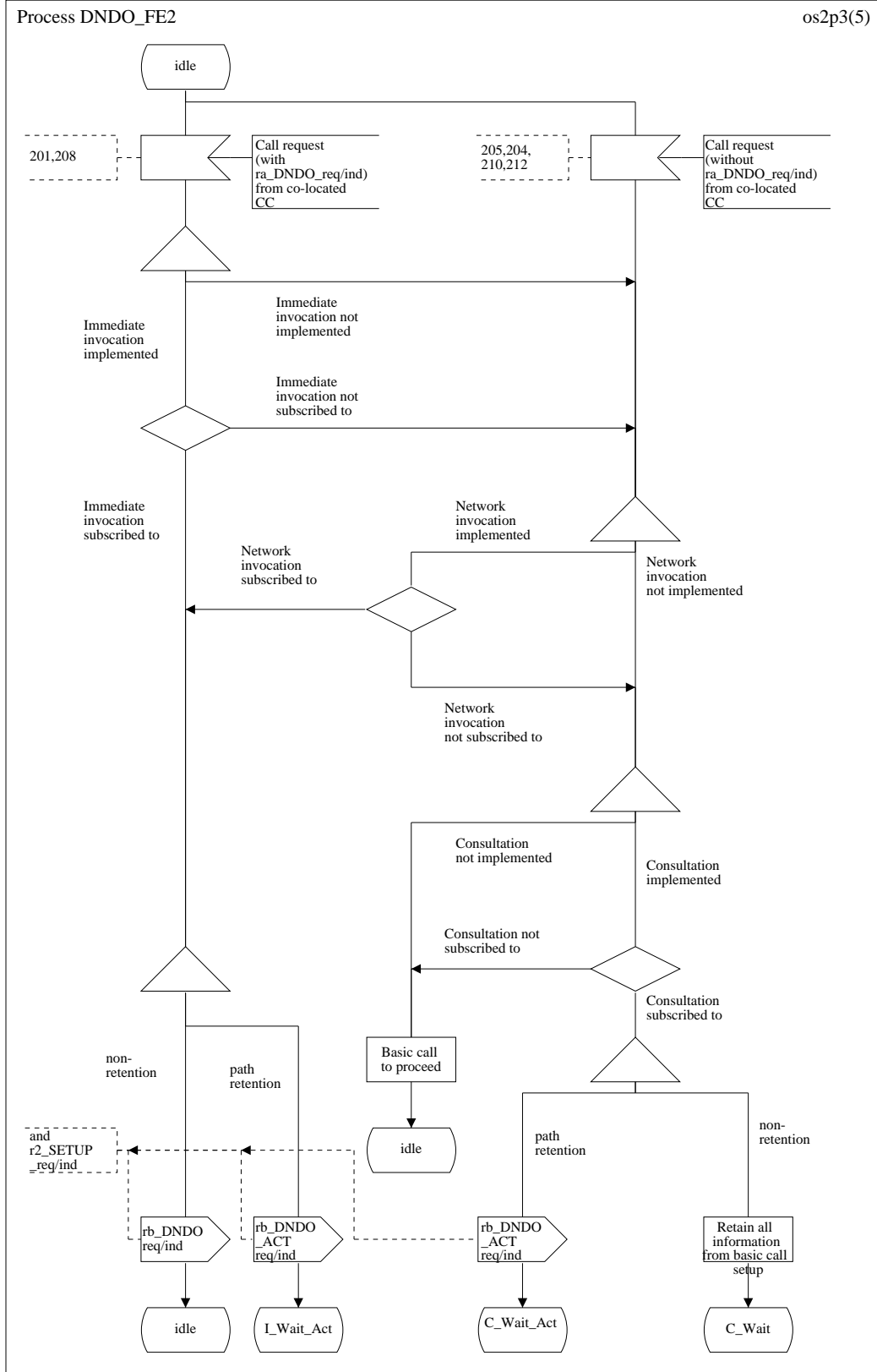


Figure 3027 (part 11) - SS-DNDO, SDL for Functional Entity FE2

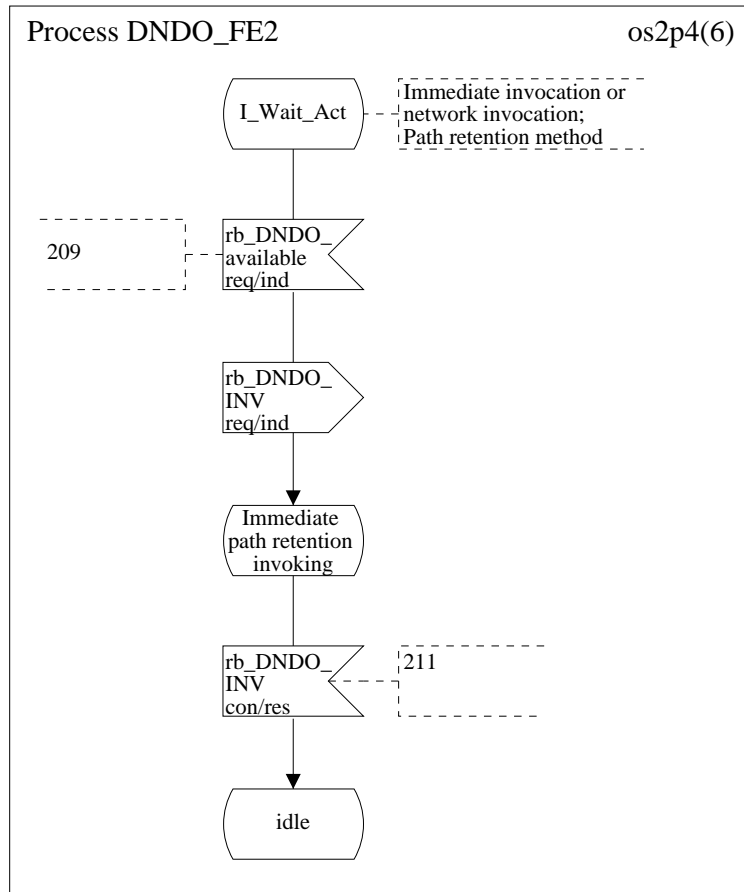


Figure 30 Error! Bookmark not defined. (part 22) - SS-DNDO, SDL for Functional Entity FE2

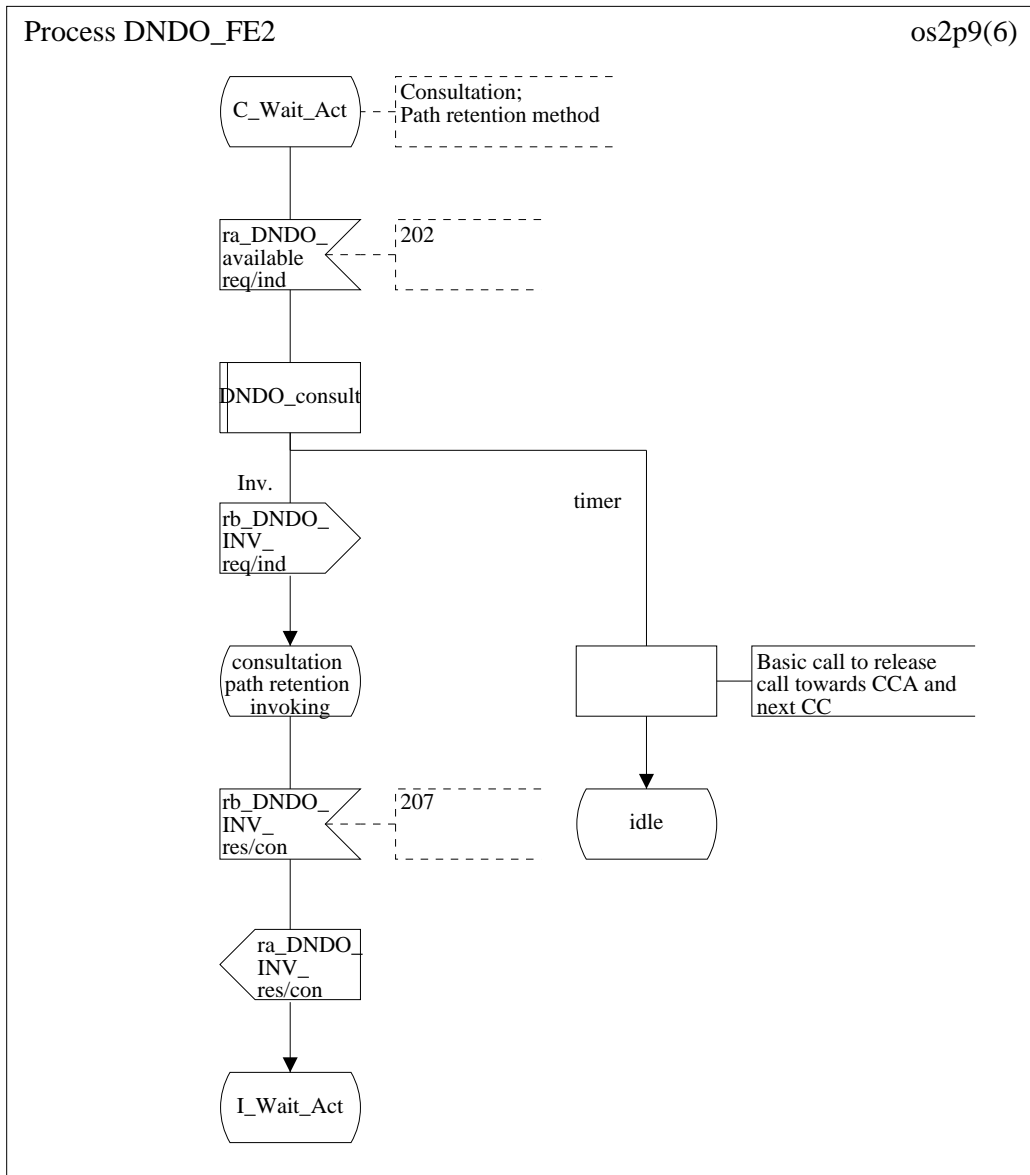


Figure 30 (part 3) - SS-DNDO, SDL for Functional Entity FE2

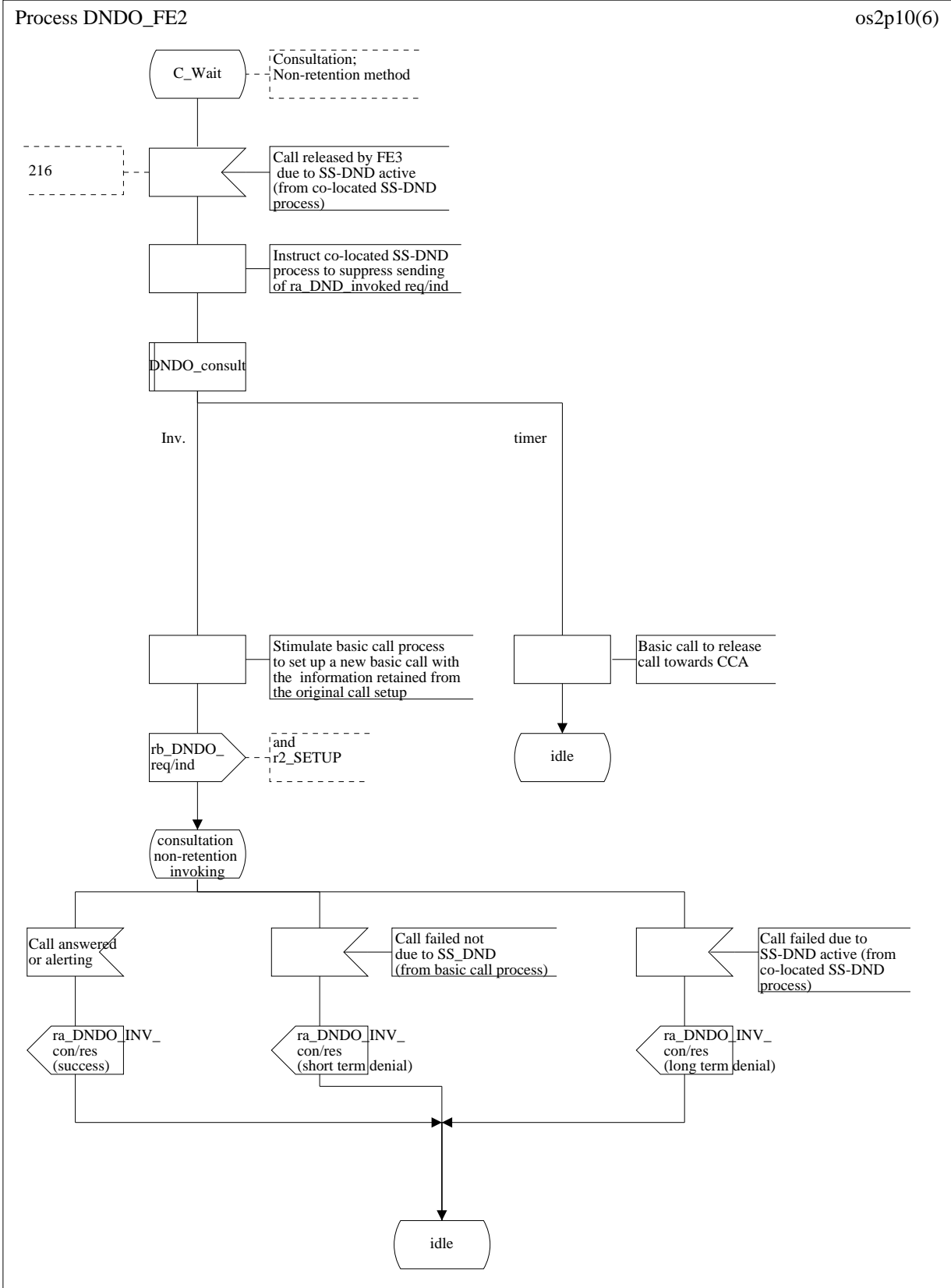


Figure 30 (part 4) - SS-DNDO, SDL for Functional Entity FE2

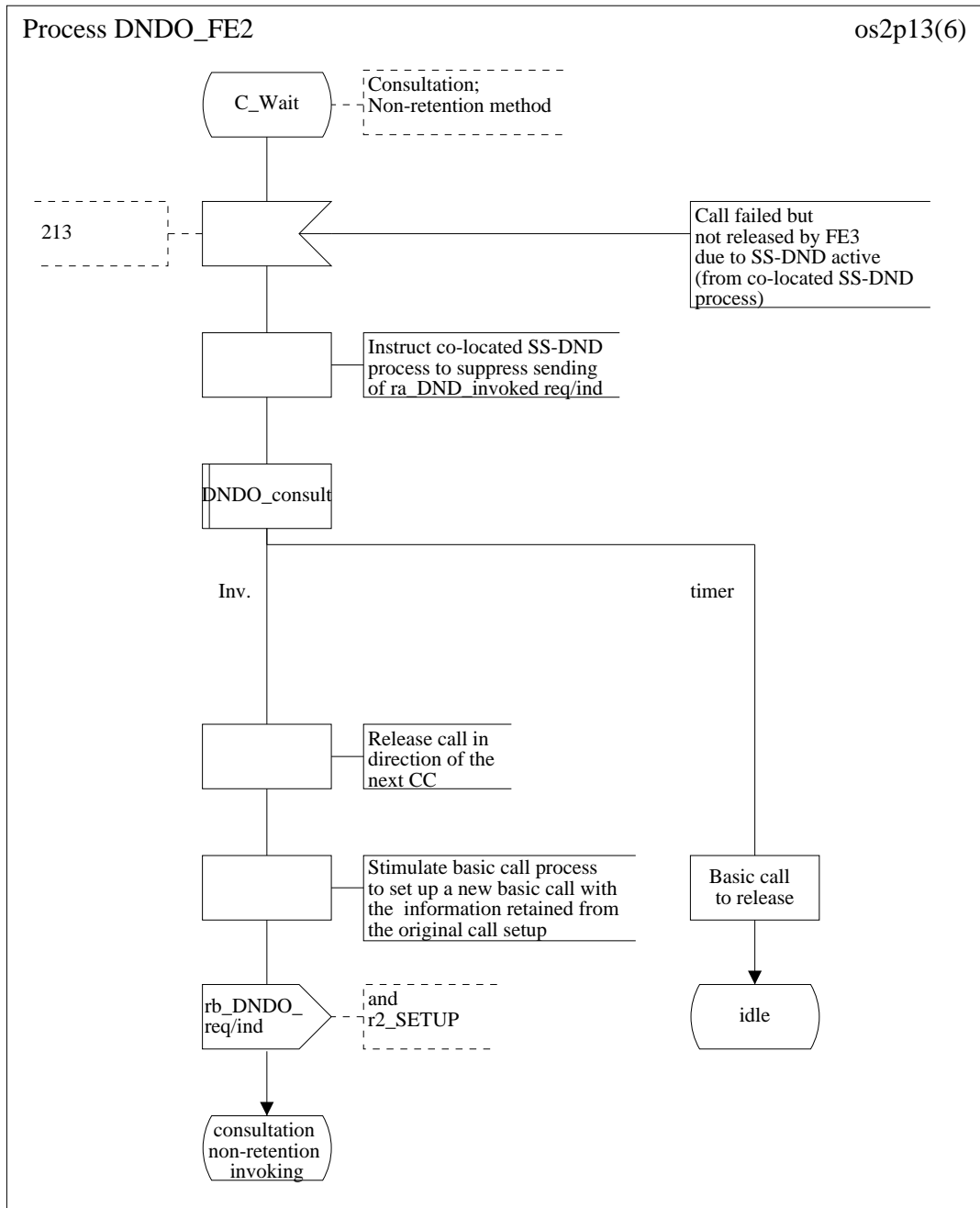


Figure 30 (part 5) - SS-DNDO, SDL for Functional Entity FE2

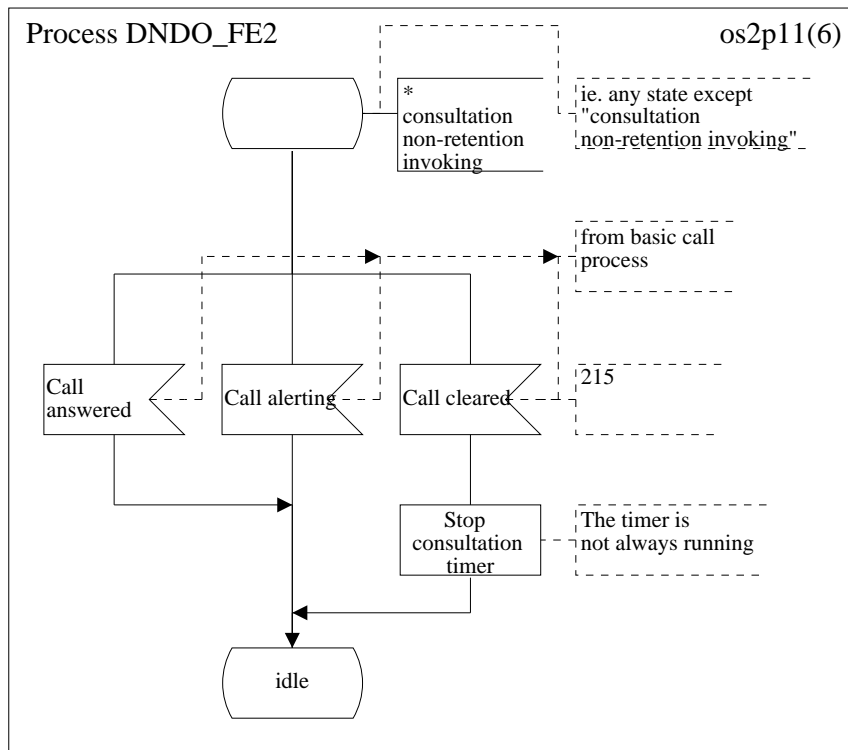


Figure 30 (part 6) - SS-DNDO, SDL for Functional Entity FE2

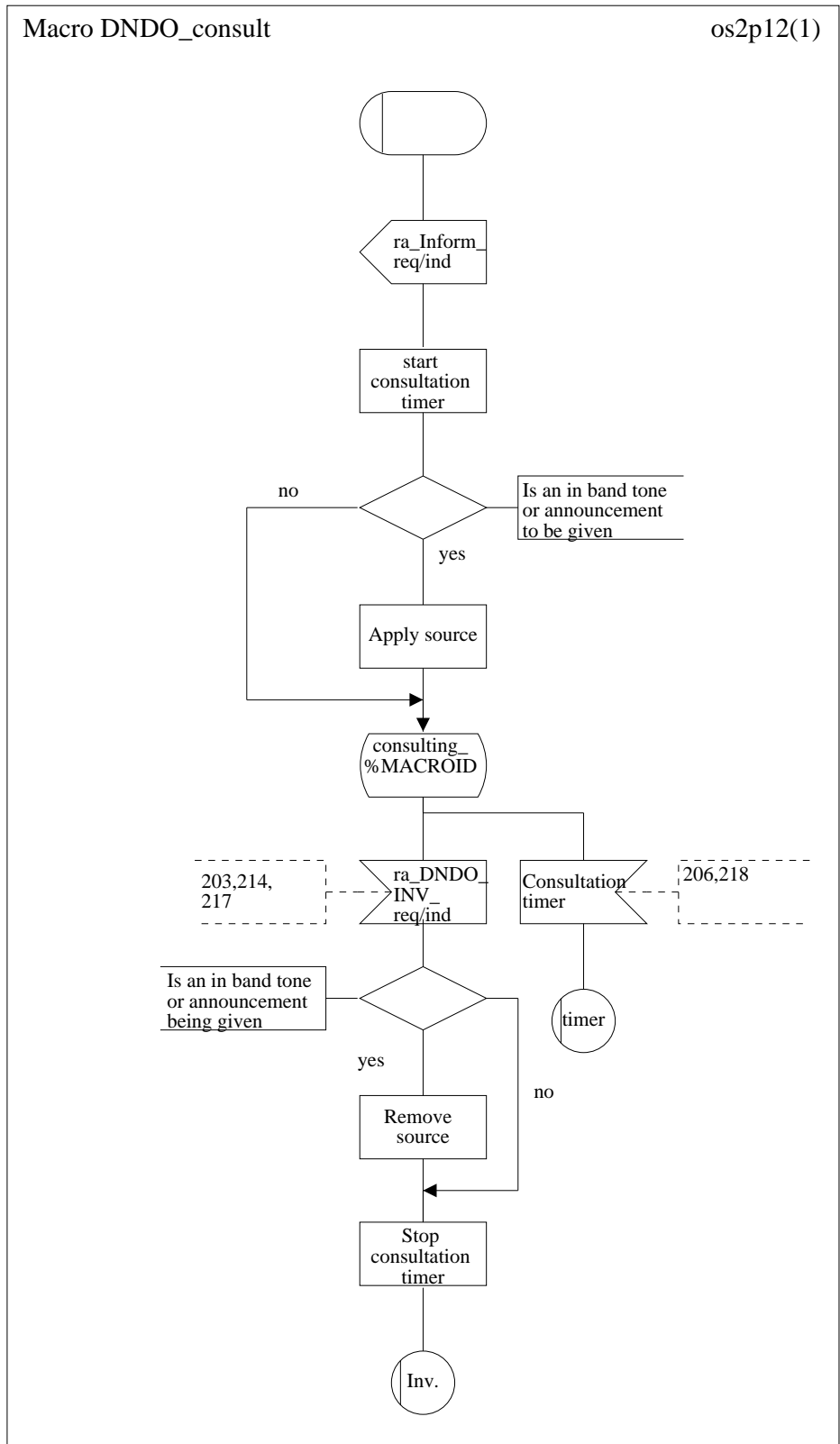


Figure 30 (part 7) - SS-DNDO, SDL for Functional Entity FE2

9.4.3 Behaviour of FE3

Figure 31 **Error! Bookmark not defined.** shows the normal behaviour of FE3. Input signals from the left and output signals to the left represent primitives from and to FE2. Input signals from the right represent input signals from the collocated CC or from an internal process.

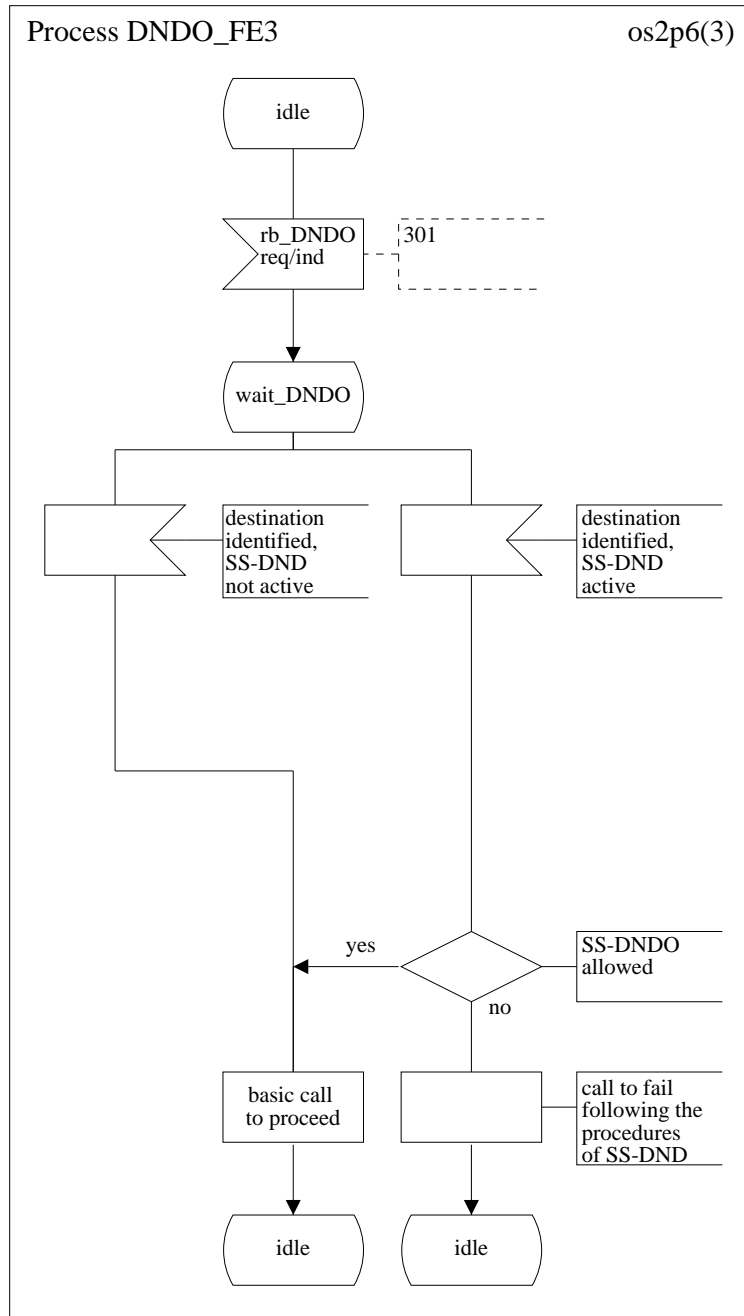


Figure 31 (part 1) - SS-DNDO, SDL for Functional Entity FE3

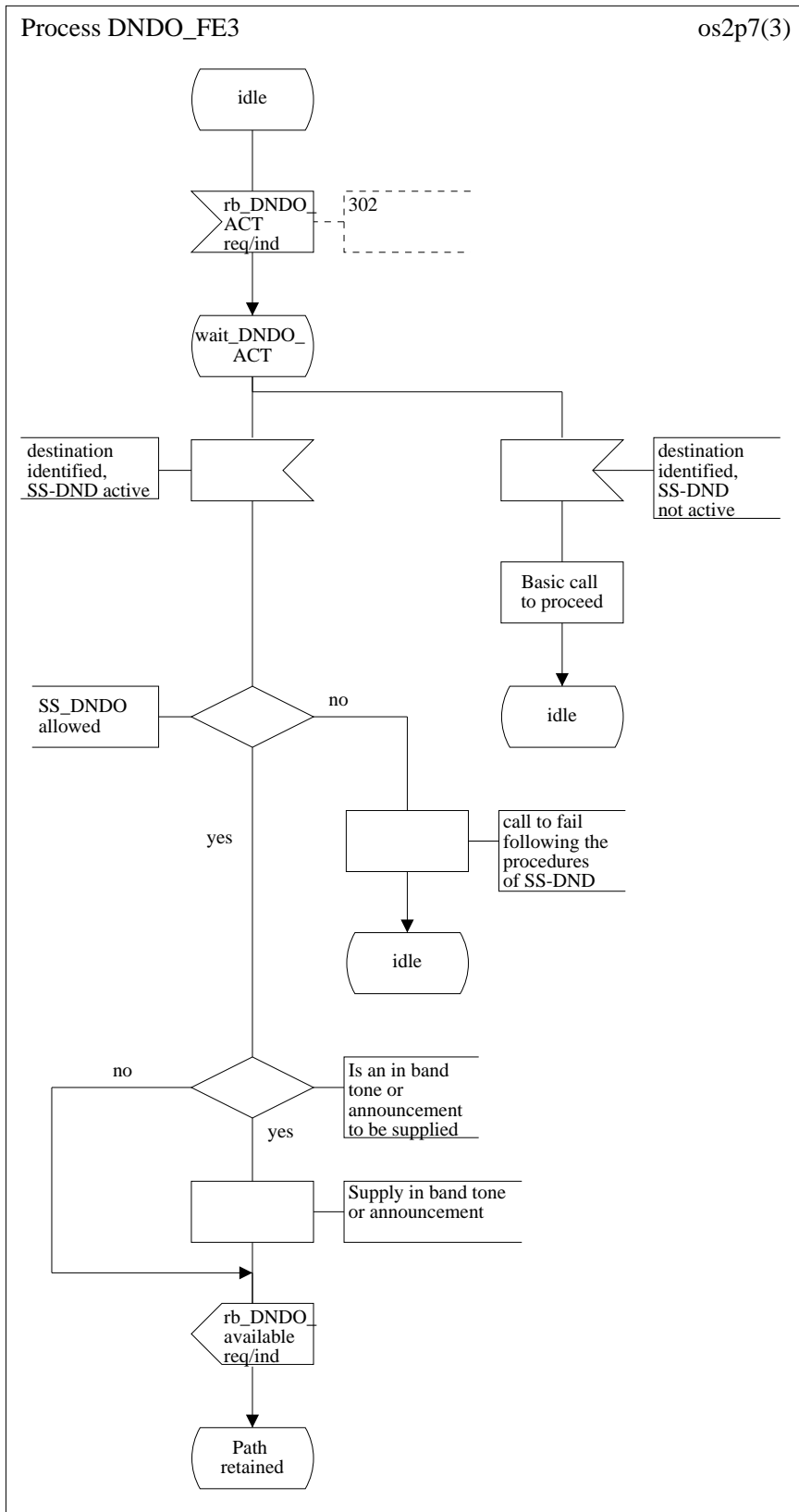


Figure 31 (part 2) - SS-DNDO, SDL for Functional Entity FE3

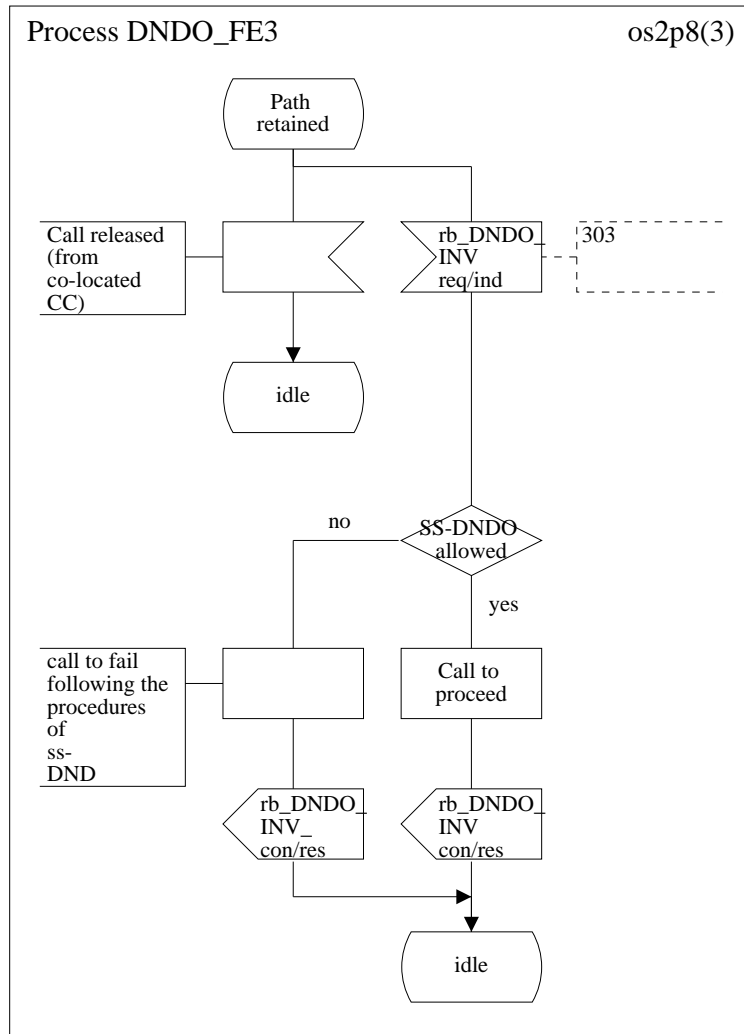


Figure 31 (part 3) - SS-DNDO, SDL for Functional Entity FE3

9.5 Allocation of Functional Entities to physical equipment

The allocation of FEs to physical locations as shown in table 20 **Error! Bookmark not defined.** shall apply. Where a terminal involved is stimulus with respect to SS-DND, any FE shown as residing in the corresponding user's TE shall reside in that user's PTNX.

Table 20 - Scenarios for the allocation of FEs to physical equipment

	FE1	FE2	FE3
Scenario 1	Originating TE	Originating PTNX	Terminating PTNX

9.6 Interworking considerations

On an incoming call from another network:

- 1 If the other network supports SS-DNDO, then FE1 and FE2 shall be in the other network (see table 21, **Error! Bookmark not defined.** scenario 2 **Error! Bookmark not defined.**).
- 2 If the other network does not support SS-DNDO then, depending on the requirements of the other network, FE2 may be in the gateway PTNX and may be required to automatically invoke SS-DNDO (see table 21, **Error! Bookmark not defined.** scenario 3 **Error! Bookmark not defined.**).

On an outgoing call to another network:

- 1 If the other network fully supports SS-DNDO, then FE3 shall be in the other network (see table 21, **Error! Bookmark not defined.** scenario 4 **Error! Bookmark not defined.**).
- 2 If the other network does not support SS-DNDO, then FE3 shall be in the gateway PTNX (see table 21, **Error! Bookmark not defined.** scenario 5 **Error! Bookmark not defined.**) and shall ignore a rb_DNDO request/indication, and shall ignore a rb_DNDO_ACT request/indication.
- 3 If the other network supports SS-DND and supports SS-DNDO only without path retention then FE3 shall be in the gateway PTNX (see table 21, **Error! Bookmark not defined.** scenario 5 **Error! Bookmark not defined.**) and shall:
 - a) On receipt of rb_DNDO request/indication, send a request for call establishment with SS-DNDO request to the other network. The service element "DNDO Capability Level" shall be adapted to the requirements of the other network if necessary.
 - b) On receipt of rb_DNDO_ACT request/indication, shall do one of the following:
 - i) Send a request for call establishment with SS-DNDO request to the other network. The service element "DNDO Capability Level" shall be adapted to the requirements of the other network if necessary.
 - ii) Send a request for call establishment without SS-DNDO request to the other network. If the call fails due to SS-DND active, then FE3 may retain all call setup information and send rb_DNDO_available request/indication to FE2. If subsequently rb_DNDO_INV request/indication is received then a new request for call establishment (using the retained information) with SS-DNDO request shall be sent to the other network. The service element "DNDO Capability Level" shall be adapted to the requirements of the other network if necessary. Depending on the result, a rb_DNDO_INV response/confirmation specifying appropriate value for DNDO_INV_result shall be sent to FE2.

The actions may depend on the requirements of the other network.

Table 21 - Scenarios for the allocation of FEs to physical equipment for normal operation in the case of interworking with another network

	FE1	FE2	FE3
Scenario 2	Other network	Other network	Terminating PTNX
Scenario 3		Gateway PTNX	Terminating PTNX
Scenario 4	Originating TE	Originating PTNX	Other network
Scenario 5	Originating TE	Originating PTNX	Gateway PTNX